


BSE Centrifugal Fan Series

Model Nos.: BSE



BSE SERIES SINGLE INLET CENTRIFUGAL FANS WITH BACKWARD CURVE RADIAL IMPELLER



LTI Ventilatoren certifies that the **BSE series** shown herein is licensed to bear the AMCA Seal. The ratings shown are based on tests and procedures performed in accordance with AMCA Publication 211 and AMCA Publication 311 and comply with the requirements of the AMCA Certified Ratings Program.



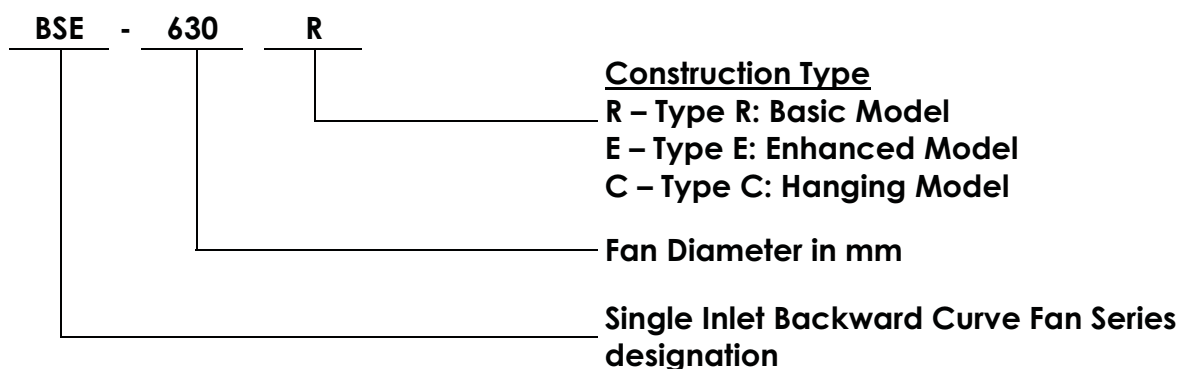
1. GENERAL INTRODUCTION

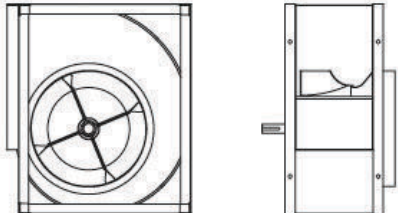
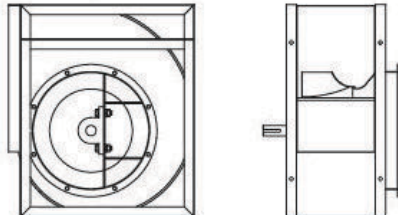
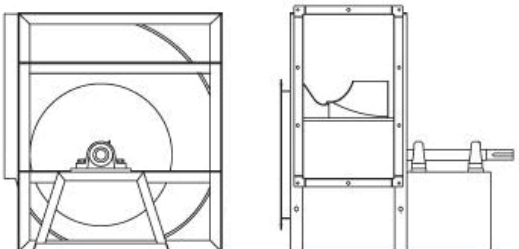
Through years of research and development, LTI Fan Company is proud to announce 2 entire new ranges of centrifugal fans developed with performance and green efficiency in mind. This catalogue will essentially cover only the BSE series. Customers interested in the FSE series may refer to the FSE series catalogue. Both series of fans have been tested in accordance to AMCA standard 210/300 and undergo numerous quality control checks before leaving the factory.

2. BSE SERIES PRODUCT OVERVIEW

The BSE series are a series of single inlet backward curve centrifugal fan with non-overloading characteristics. Developed with the latest available German technology, there are 12 models available for selection. These ventilation fans are efficient, have low noise operation and are green for the environment. They are suitable for use in a wide variety of ventilation applications.

3. PRODUCT CODE




| | |
|---|--|
| <p><u>TYPE R: The basic model:</u> Single inlet backward curve blades for belt drive applications</p> <p>Ball bearings on both side of the housing</p> |  |
| <p><u>TYPE E: The enhanced model:</u> Single inlet backward curve blades for belt drive applications</p> <p>Ball bearings on both sides on separate frame.</p> |  |
| <p><u>TYPE C: The hanging model:</u> Single inlet backward curve blades for belt drive applications</p> <p>Ball bearings are fixed externally on a special frame for direct connection to the inlet duct.</p> |  |

4. TECHNICAL SPECIFICATION

BSE series centrifugal fans consists of a scroll, impeller, frame bearing, shaft, inlet and outlet flange.

4.1 HOUSING

The scroll housing is made of galvanized steel sheet. Its side plate has an aerodynamic outlet for efficient air flow and the scroll plate is fixed upon the side plates by electric spot welding. All housings have lubricating bore holes for the possibility of secondary lubrication. A synthetic stopper is used to seal the holes for protection. The inlet flange are made of high grade cold-rolled sheet and finished with polyester powder coat. The outlet flange is made of galvanized steel. The connections of the flange components to each other and to the scroll are made using a TOX non-welding process. This maintains a smooth consistent appearance without sacrificing strength and rigidity.



4.2 IMPELLER

Backward curve radial impellers are made of high grade cold rolled steel sheet coated in polyester finish. Numerous CAD/CAM testing were done to ensure optimal rigidity and air performance. All impellers are welded and are both statically and dynamically balanced on special balancing machines according to quality standard Q 2.5 of VDI 2060.

4.3 FRAME

The frames for type R version are made of galvanized steel angle iron bars. The cutting and bending of the frame parts, as well as TOX connections, are formed with the use of molds to ensure consistency and rigidity; the frames for type E and type C version are welded by an angle steel and flat steel. All frames are finished with a polyester coating to protect against corrosion.

4.4 BEARINGS

High quality grooved ball bearings are used in all BSE series centrifugal fans. The bearings are pre-lubricated, sealed and self-centering. For type R ventilators, the bearings are mounted to the shaft with an eccentric collar; a shock absorbing rubber ring is inserted between the bearings and the supporting bracket to reduce noise and vibration. Type E and type C ventilators have self-

aligning pillow block ball bearings.

4.5 SHAFT

The shafts are made of C45 carbon steel bars. All shafts are pre-machined and stressed tested before final machining. Strict quality control standards ensure that all shafts are machined to precise size, smoothness and fit. They are coated in polyester finish after assembly in order to provide corrosion resistance.

5. OPTIONAL ACCESSORIES

5.1 INSPECTION DOORS

Available upon request at an angle 45degrees to the rear of the fan housing, customers may request to have the inspection door set at a different location.

5.2 SILENCERS

Silencers are available for noise sensitive environments. Custom-made to client request

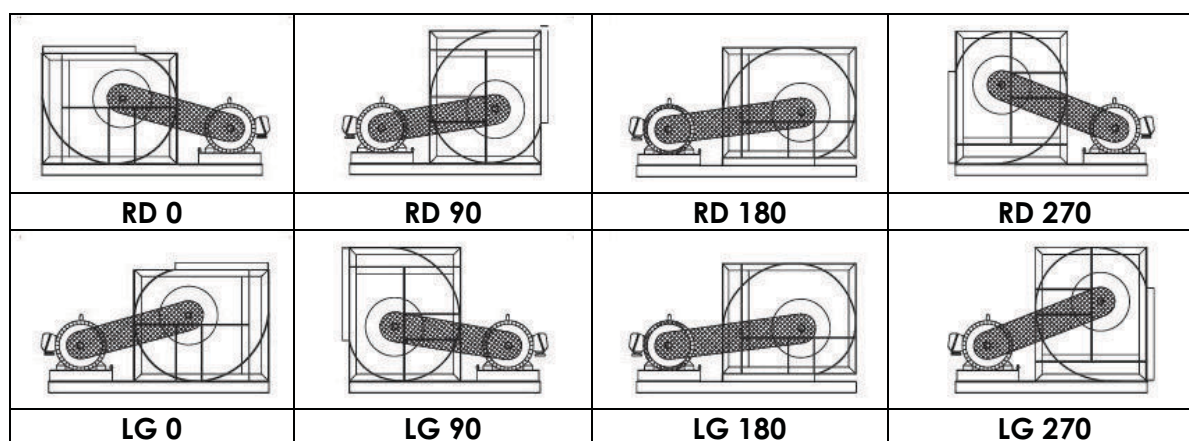
5.3 GUARDS

A variety of guards are available upon request. Typically used for inlet or discharge positions.

6. FAN ROTATION AND DISCHARGE ANGLE

BSE series fans are available in the following discharge angle as indicated by the rotation of the fan from the drive side:

- a.) Clockwise – with symbol RD
- b.) Counter clockwise – with symbol LG



7. DRIVE LAYOUT

The layout of the motor, indicated by symbols W, X, Y & Z is seen perpendicular to the mounting surface of the fan. Motor are mounted at either position W or Z by default.

8. OPERATIONAL LIMITS

| | | | 280 | 315 | 355 | 400 | 450 | 500 | 560 | 630 | 710 | 800 | 900 | 1000 |
|-----------------------|---|-------|------|------|------|------|------|------|------|------|------|------|------|------|
| Maximum Motor Size | R | kW | 2 | 2 | 2.5 | 3 | 4 | 6 | 8 | 8 | 9 | \ | \ | \ |
| | E | kW | 4 | 4 | 6 | 7 | 7 | 15 | 18 | 20 | 22 | 25 | 30 | 45 |
| | C | kW | 4 | 4 | 6 | 7 | 7 | 15 | 18 | 20 | 22 | 25 | 30 | 45 |
| Maximum RPM | R | Rpm | 4000 | 3200 | 2800 | 2400 | 2200 | 2200 | 2000 | 1600 | 1400 | \ | \ | \ |
| | E | Rpm | 4500 | 4000 | 3800 | 3200 | 2800 | 2800 | 2600 | 2200 | 2000 | 1600 | 1400 | 1400 |
| | C | Rpm | 4500 | 4000 | 3800 | 3200 | 2800 | 2800 | 2600 | 2200 | 2000 | 1600 | 1400 | 1400 |
| Operation Temperature | R | Max°C | 85 | 85 | 85 | 85 | 85 | 85 | 85 | 85 | 85 | \ | \ | \ |
| | E | Max°C | 85 | 85 | 85 | 85 | 85 | 85 | 85 | 85 | 85 | 85 | 85 | 85 |
| | C | Max°C | 180 | 180 | 180 | 180 | 180 | 180 | 180 | 180 | 180 | 180 | 180 | 180 |
| Weight | R | Kg | 17 | 27 | 39 | 44 | 55 | 70 | 110 | 125 | 175 | \ | \ | \ |
| | E | Kg | 29 | 39 | 52 | 58 | 73 | 91 | 140 | 160 | 210 | 245 | 350 | 435 |
| | C | Kg | 27 | 37 | 50 | 55 | 72 | 89 | 138 | 161 | 215 | 252 | 360 | 445 |

- ❖ The minimal operating temperature for all BSE series fans is -20°C
- ❖ Operation limits herein this catalogue is subject to change without notice. Please contact LTI for further details

9. FAN PERFORMANCE

All fan performance in this catalogue denotes the performance in standard conditions where:

Air inlet Pressure $P_a = 101.325\text{Kpa}$
 Air temperature $T = 20^\circ\text{C}$
 Inlet gas density $\rho = 1.2\text{Kg/m}^3$

If the practical air inlet conditions or the speed of the operating fan changes, the conversion can be carried out according to the following expression:

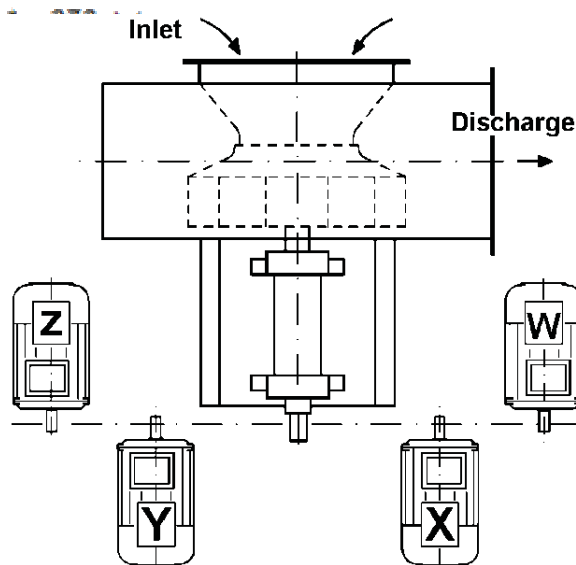
$$\frac{Q_0^*}{Q_0} = \frac{n^*}{n}$$

$$\frac{P_0^*}{P_0} = \frac{n^{*2} \cdot \rho^*}{n^2 \cdot \rho} \quad \frac{P_0^*}{P_0} = \frac{n^{*2} \cdot P_i}{n^2 \cdot P}$$

$$\frac{Nin_0^*}{Nin_0} = \frac{n^{*3} \cdot \rho^*}{n^3 \cdot \rho} \quad \frac{Nin_0^*}{Nin_0} = \frac{n^*}{n}$$

Where:

- ❖ Volume $Q_0(\text{m}^3/\text{hr})$, $P_0(\text{Pa})$, speed obtained from the chart
- ❖ Asterisk (*) on the corner denotes the parameter as client in practical conditions



total pressure $n(\text{r}/\text{min})$ can be performance

upper right performance required by the gas inlet

- ❖ The difference in relative humidity is omitted from the above mentioned formulas
- ❖ Shaft power of the fans: $N_s = N_{in0}/\eta_m$
 Where: N_s – shaft power of the fan
 η_m – Mechanical efficiency of the fan

The value of mechanical efficiency of the fan can be obtained from the following table:

| Mechanical efficiency | η_m |
|------------------------------|----------|
| Direct driven electric motor | 1 |
| Coupling directly driven | 0.98 |
| Belt-driven | 0.95 |

9.1 MOTOR SELECTION

The rated power of the drive motor equals the total required shaft input power multiplied by the safety factor as given by the formula below:

$$N = N_s \cdot K$$

Where: N = rated power of the drive motor

K = required safety factor provided by the table below:

| Electric motor power (kW) | K value |
|---------------------------|---------|
| ≤ 2.2 kW | 1.2 |
| ≤ 11 kW | 1.15 |
| > 11 kW | 1 |

9.2 Noise

The noise level shown on each diagram refer to the sound power "A-weighted" and the data on the inlet side has been tested and measured in accordance with AMCA Standard 300 diag. 2 - configuration "B". The computed sound power levels were converted into A-Weighted levels using adjustments to the octave band spectrum as follows:

| Octave band frequency | 63 | 125 | 250 | 500 | 1000 | 2000 | 4000 | 8000 |
|-----------------------------|-------|-------|------|-----|------|------|------|------|
| A-weighted adjustment dB(A) | -25.5 | -12.5 | -8.5 | -3 | 0 | +1 | +1 | -1 |

The overall sound pressure levels L_{piA} , can be computed from the overall sound power levels as follows:

Free Field Conditions: $L_{piA} = L_{wia} - (20 \log_{10}d) - 11$

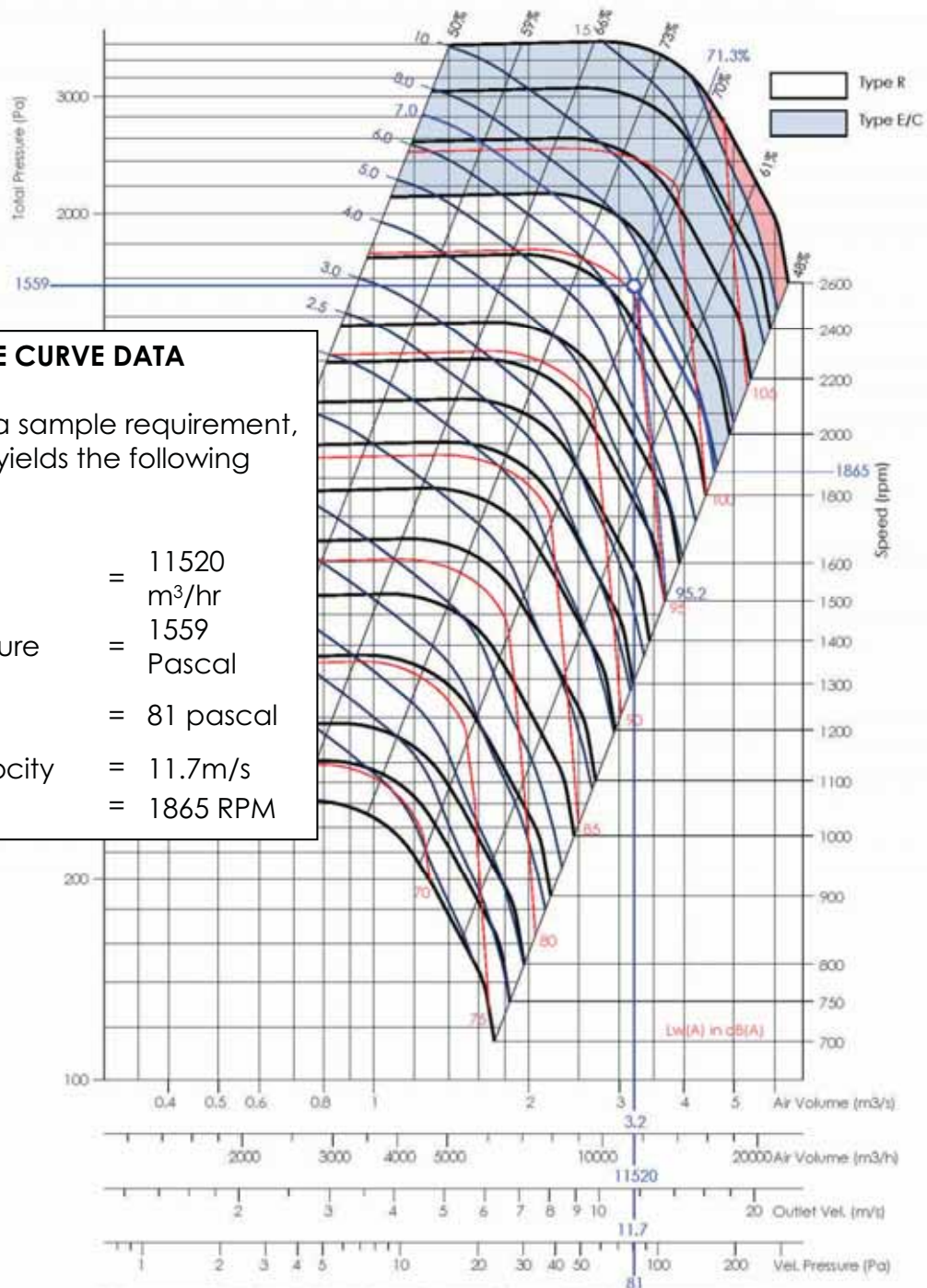
Room Conditions: $L_{piA} = L_{wia} - (20 \log_{10}d) - 7$

Where: d = distance away from fan in meters

Curves

BSE 560

$\rho = 1.2 \text{ kg/m}^3$

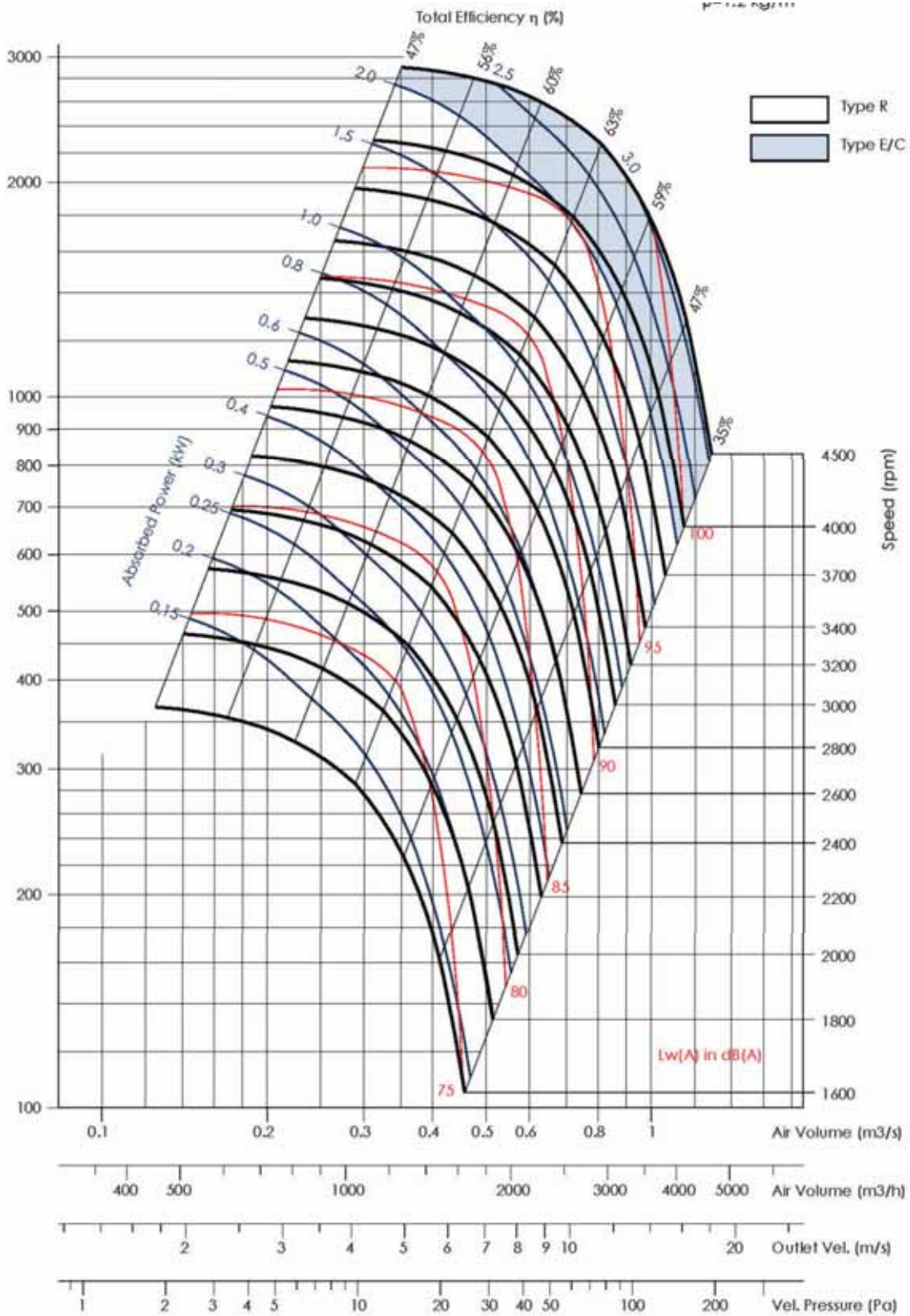


10. SAMPLE CURVE DATA

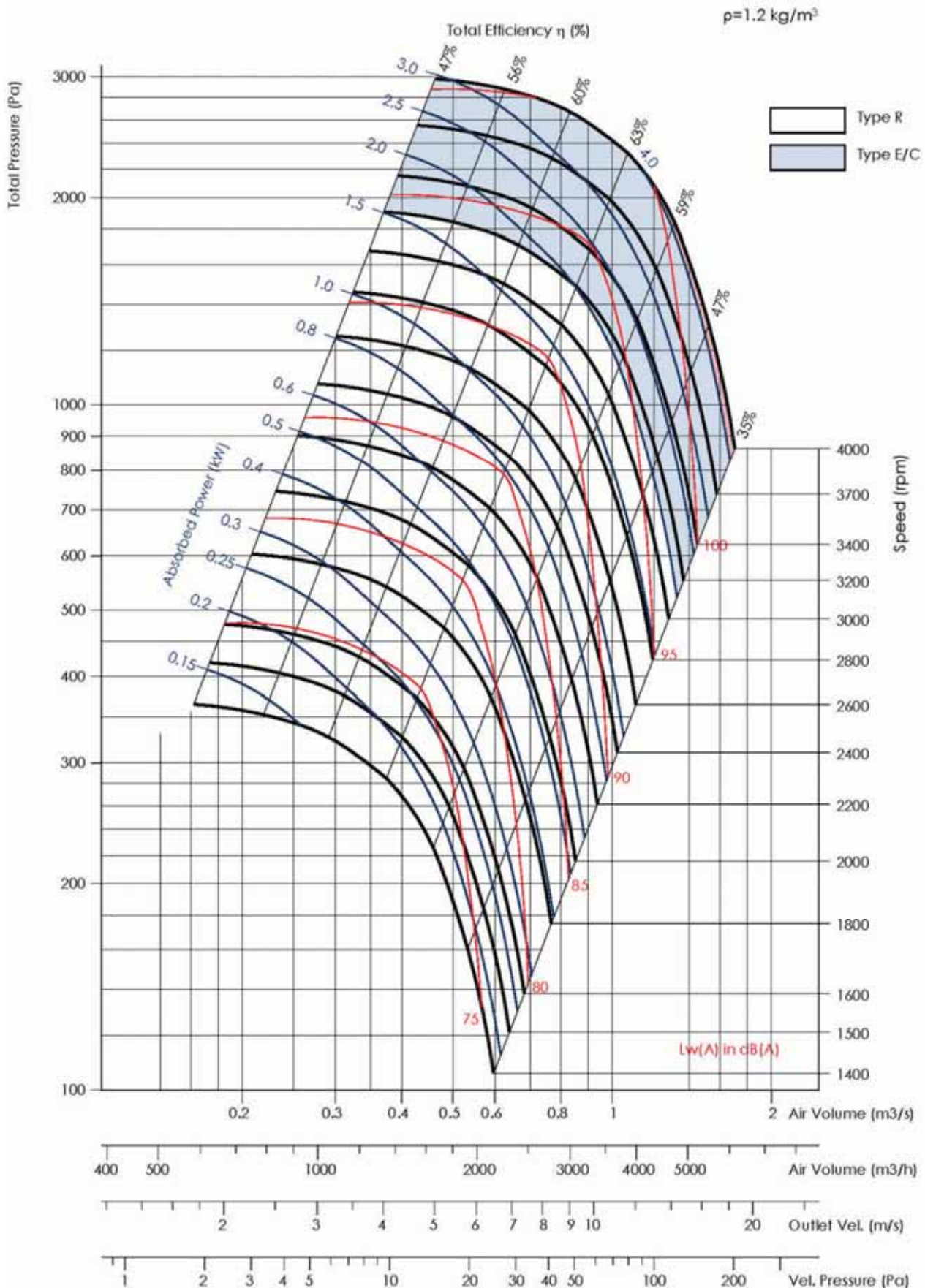
Based on a sample requirement, the curve yields the following data:

| | | |
|------------------|---|--------------------|
| Air volume | = | 11520 |
| | | m ³ /hr |
| Total pressure | = | 1559 |
| | | Pascal |
| Dynamic pressure | = | 81 pascal |
| Outlet velocity | = | 11.7m/s |
| Fan RPM | = | 1865 RPM |

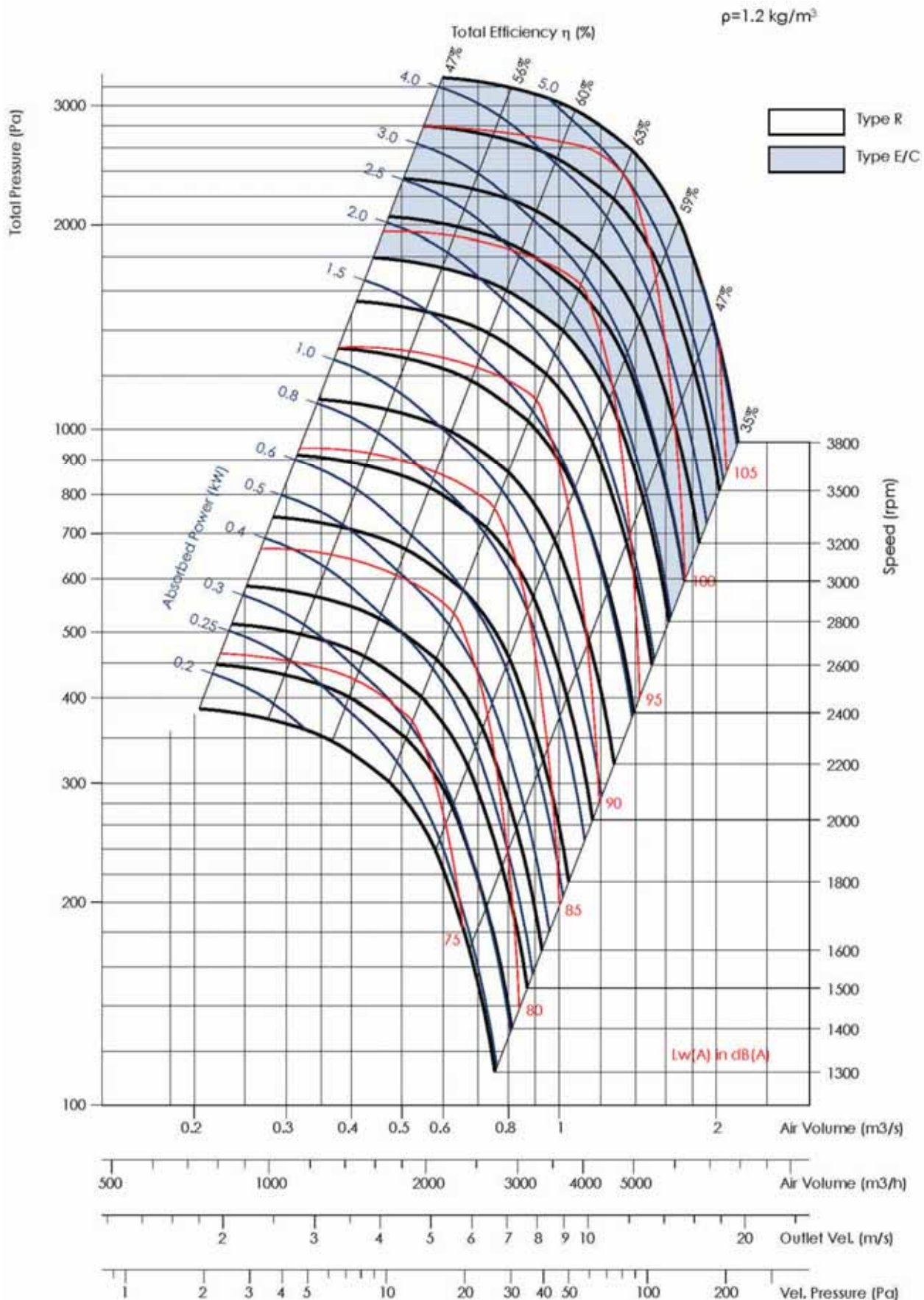
* Performance certified is for installation type B - free inlet, ducted outlet. Power rating (kW) does not include transmission losses.
 * Performance ratings do not include the effects of appurtenances (accessories).
 * The A-weighted sound ratings shown have been calculated per AMCA International Standard 301. Value shown are for inlet Lw(A) sound power levels for installation type B - free inlet, ducted outlet.



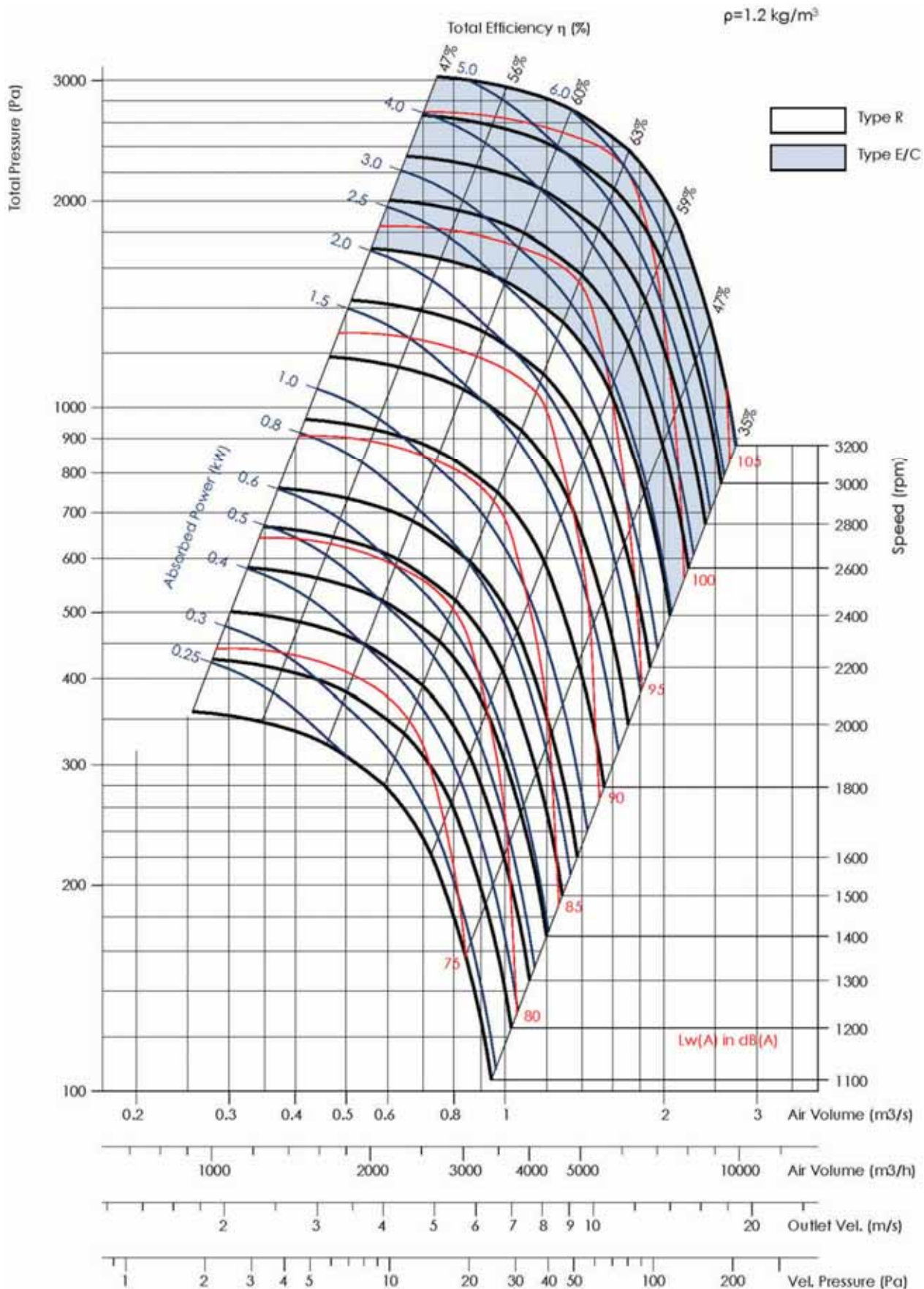
* Performance certified is for installation type B - Free inlet, Ducted outlet. Power rating (kW) does not include transmission losses.
 * Performance ratings do not include the effects of appurtenances (accessories).
 * The A-weighted sound ratings shown have been calculated per AMCA International Standard 301. Value shown are for inlet Lw(A) sound power levels for installation type B - free inlet, ducted outlet.



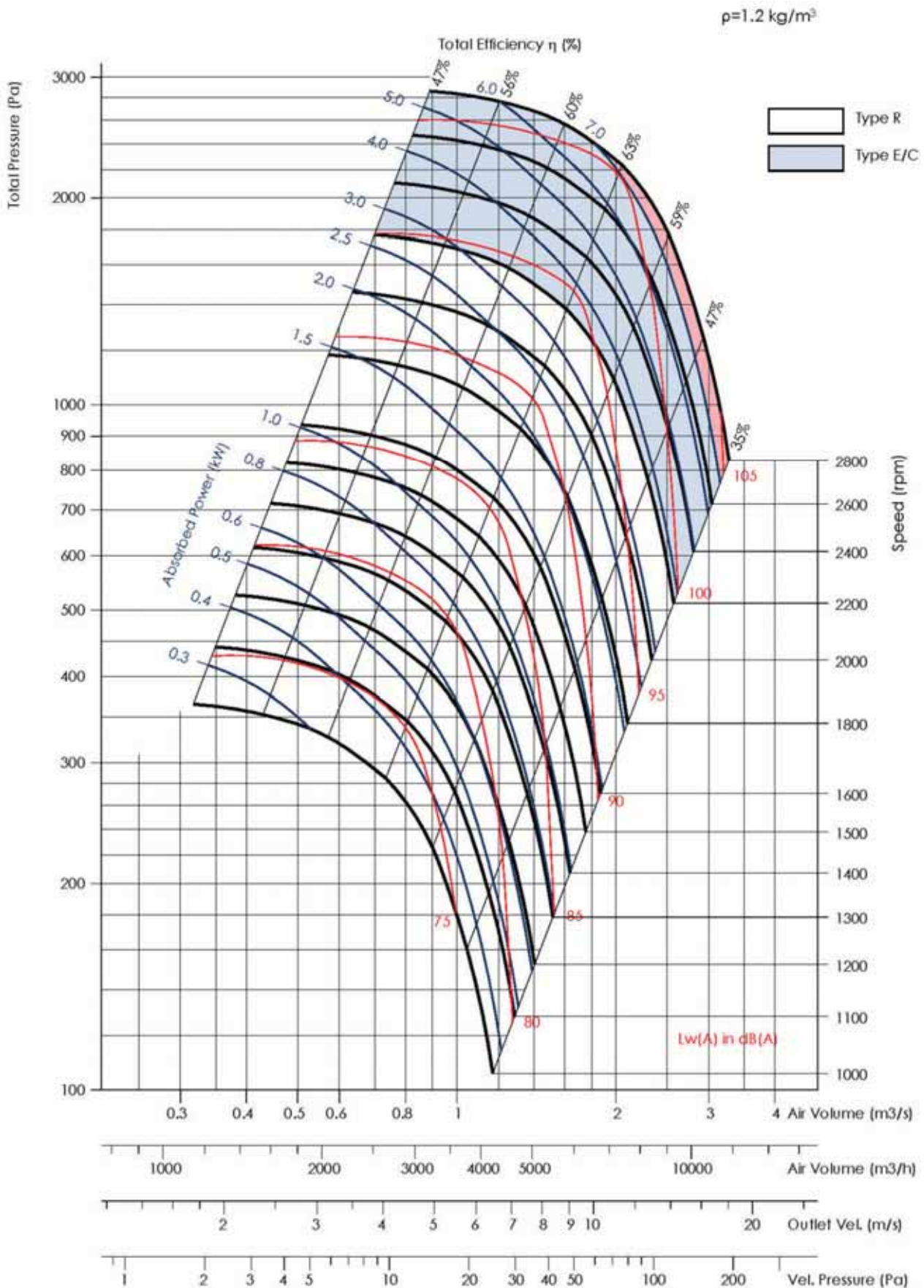
- Performance certified is for installation type B - free inlet, ducted outlet. Power rating (kW) does not include transmission losses.
- Performance ratings do not include the effects of appurtenances (accessories).
- The A-weighted sound ratings shown have been calculated per AMCA International Standard 301. Value shown are for inlet $L_w(A)$ sound power levels for installation type B - free inlet, ducted outlet.



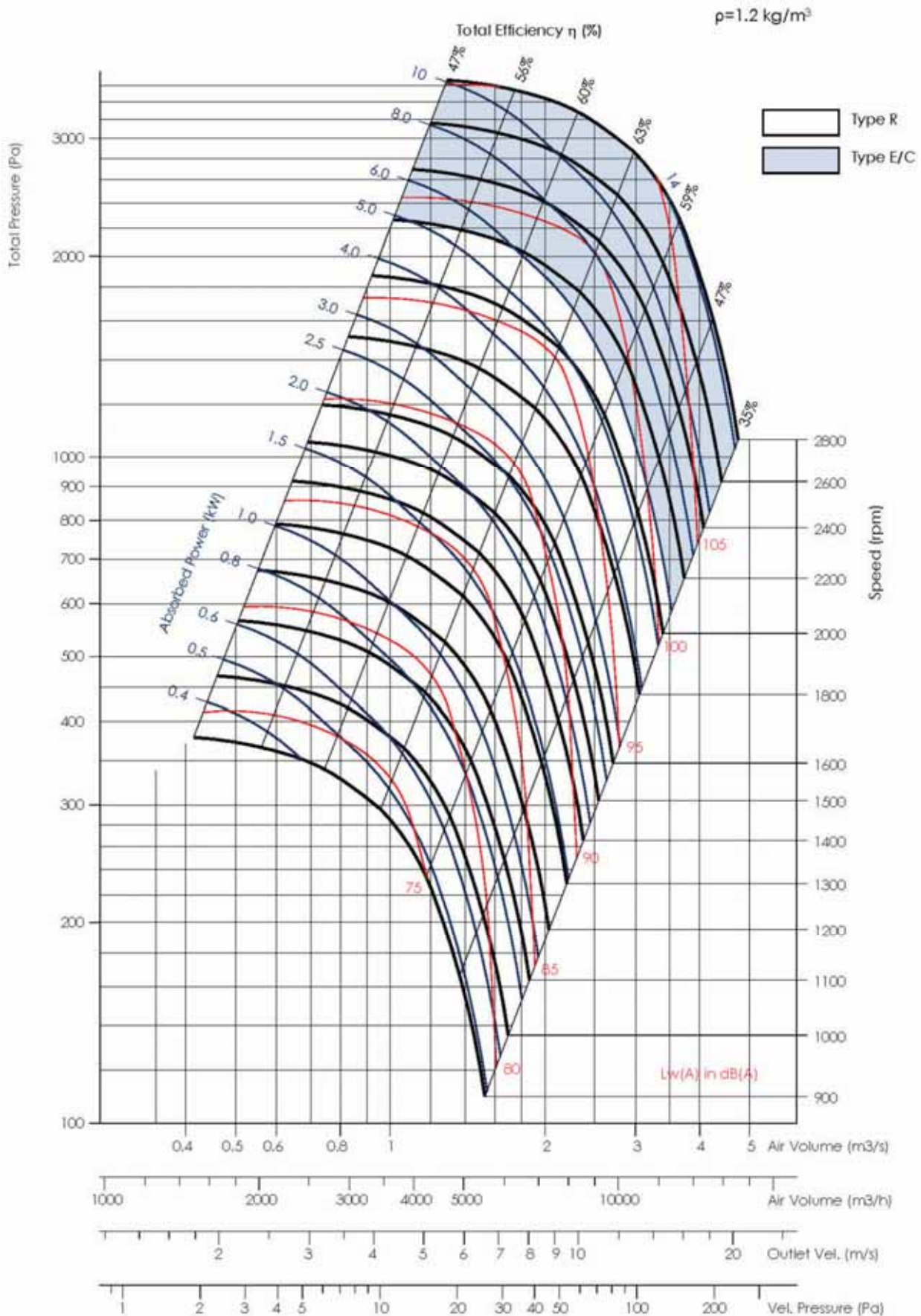
- * Performance certified is for installation type B - Free inlet, Ducted outlet. Power rating (kW) does not include transmission losses.
- * Performance ratings do not include the effects of appurtenances (accessories).
- * The A-weighted sound ratings shown have been calculated per AMCA International Standard 301. Value shown are for inlet LwA sound power levels for installation type B - free inlet, ducted outlet.



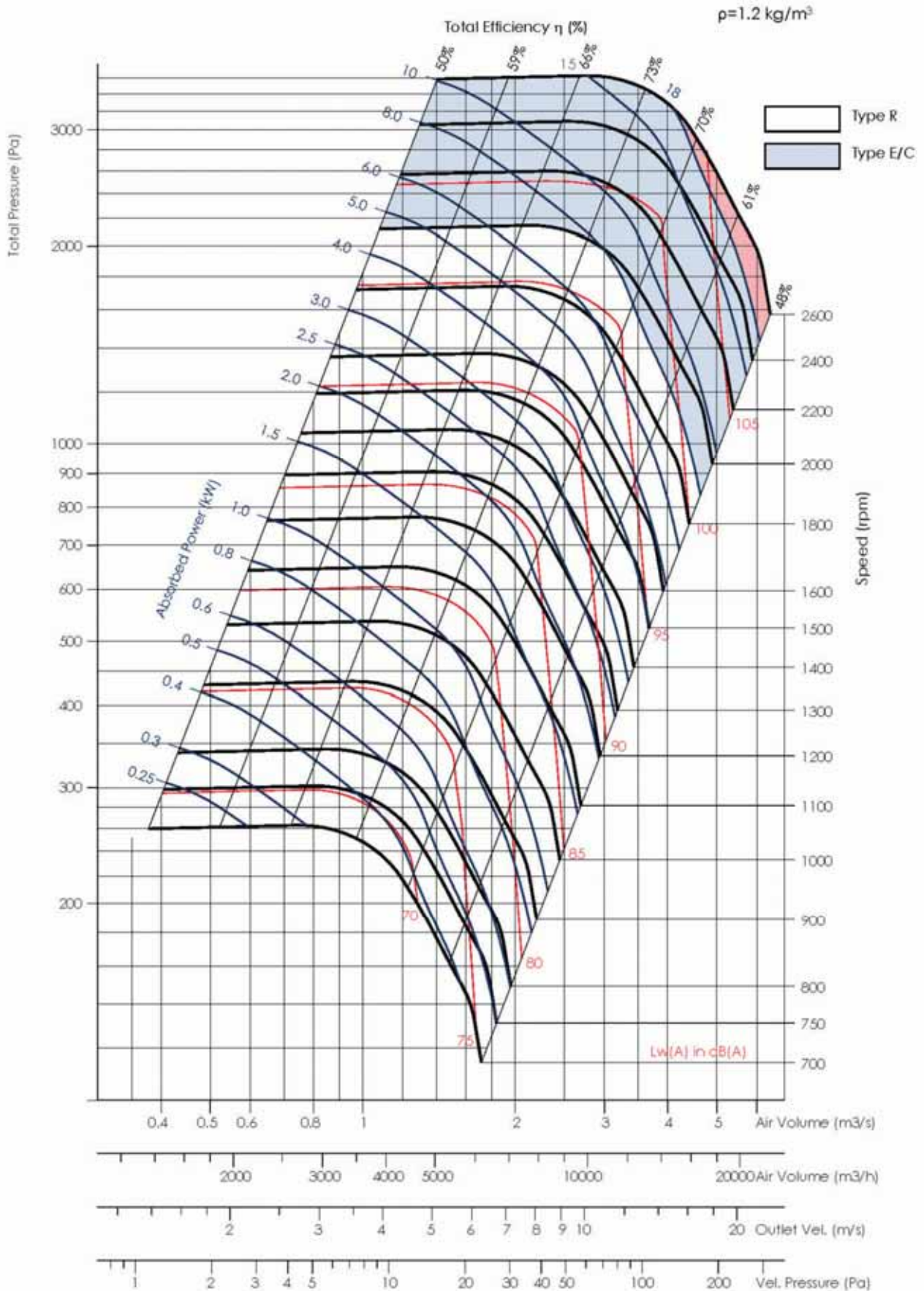
* Performance certified is for installation type B - free inlet, ducted outlet. Power rating (kW) does not include transmission losses.
 * Performance ratings do not include the effects of appurtenances (accessories).
 * The A-weighted sound ratings shown have been calculated per AMCA International Standard 301. Value shown are for inlet L_wA sound power levels for installation type B - free inlet, ducted outlet.



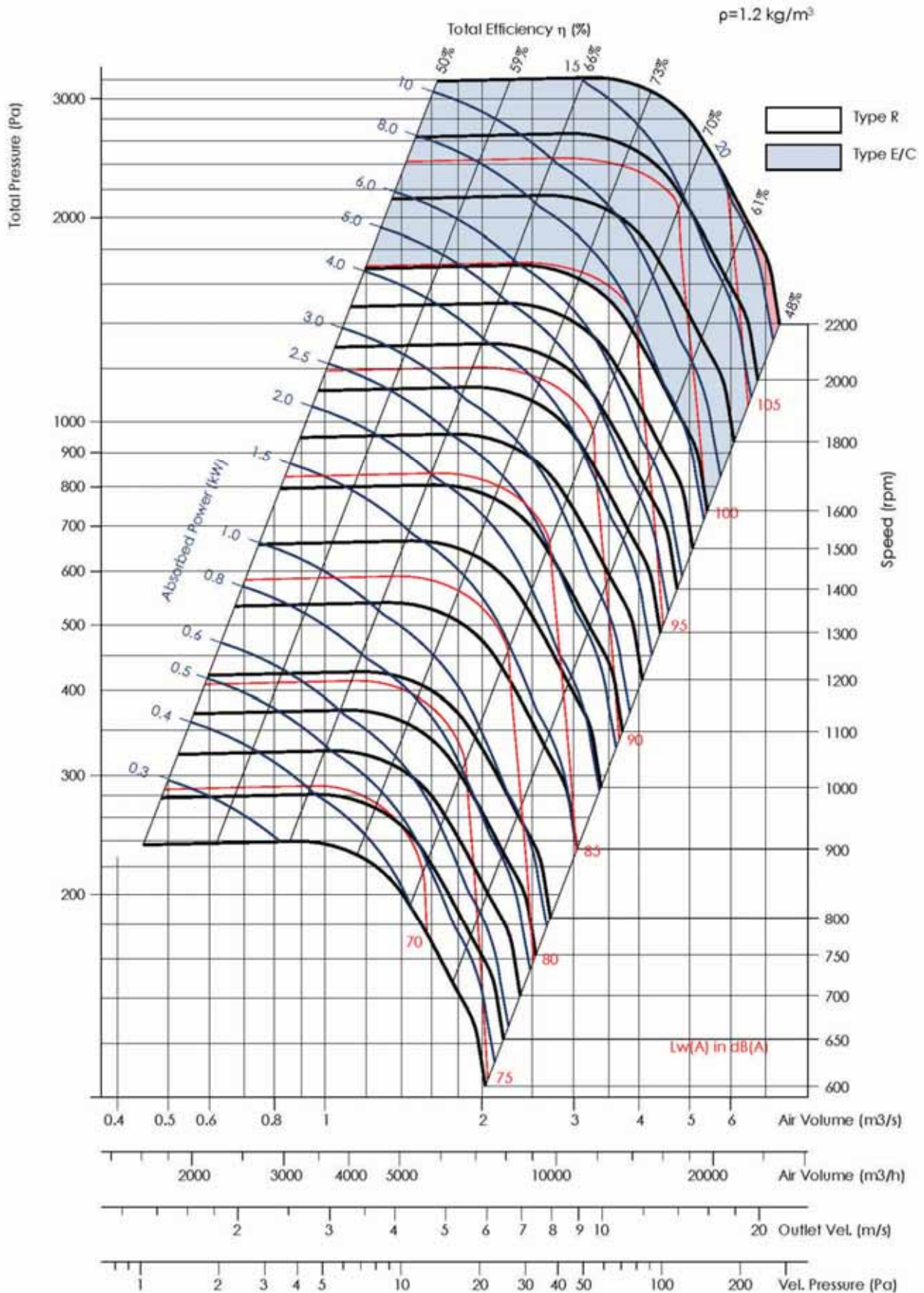
- Performance certified is for installation type B - Free inlet, Ducted outlet. Power rating (kW) does not include transmission losses.
- Performance ratings do not include the effects of appurtenances (accessories).
- The A-weighted sound ratings shown have been calculated per AMCA International Standard 301. Value shown are for inlet L_wA sound power levels for installation type B - free inlet, ducted outlet.



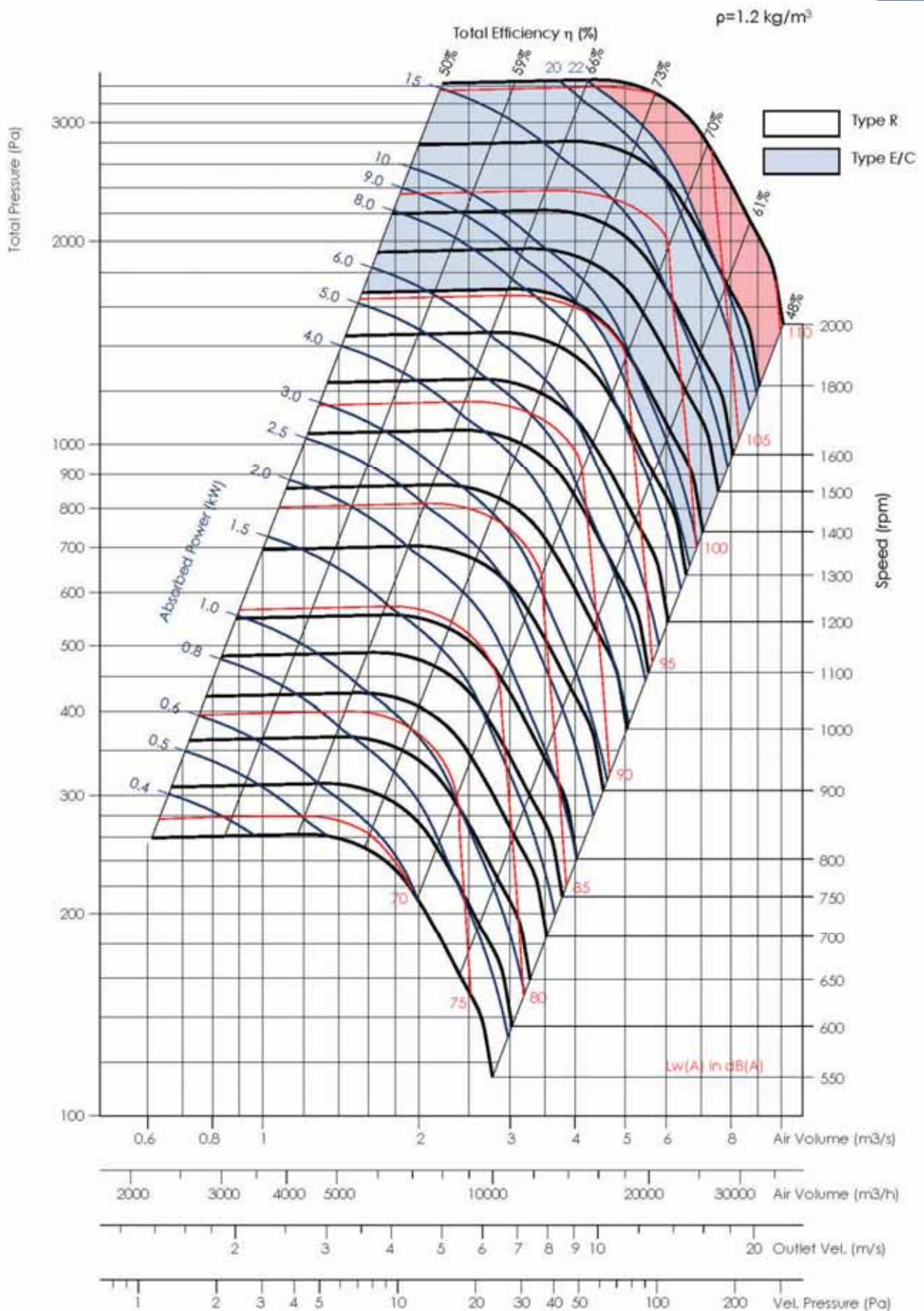
- Performance certified is for installation type B - free inlet, Ducted outlet, Power rating (kW) does not include transmission losses.
- Performance ratings do not include the effects of appurtenances (accessories).
- The A-weighted sound ratings shown have been calculated per AMCA International Standard 301, Value shown are for inlet Lw(A) sound power levels for installation type B - free inlet, ducted outlet.



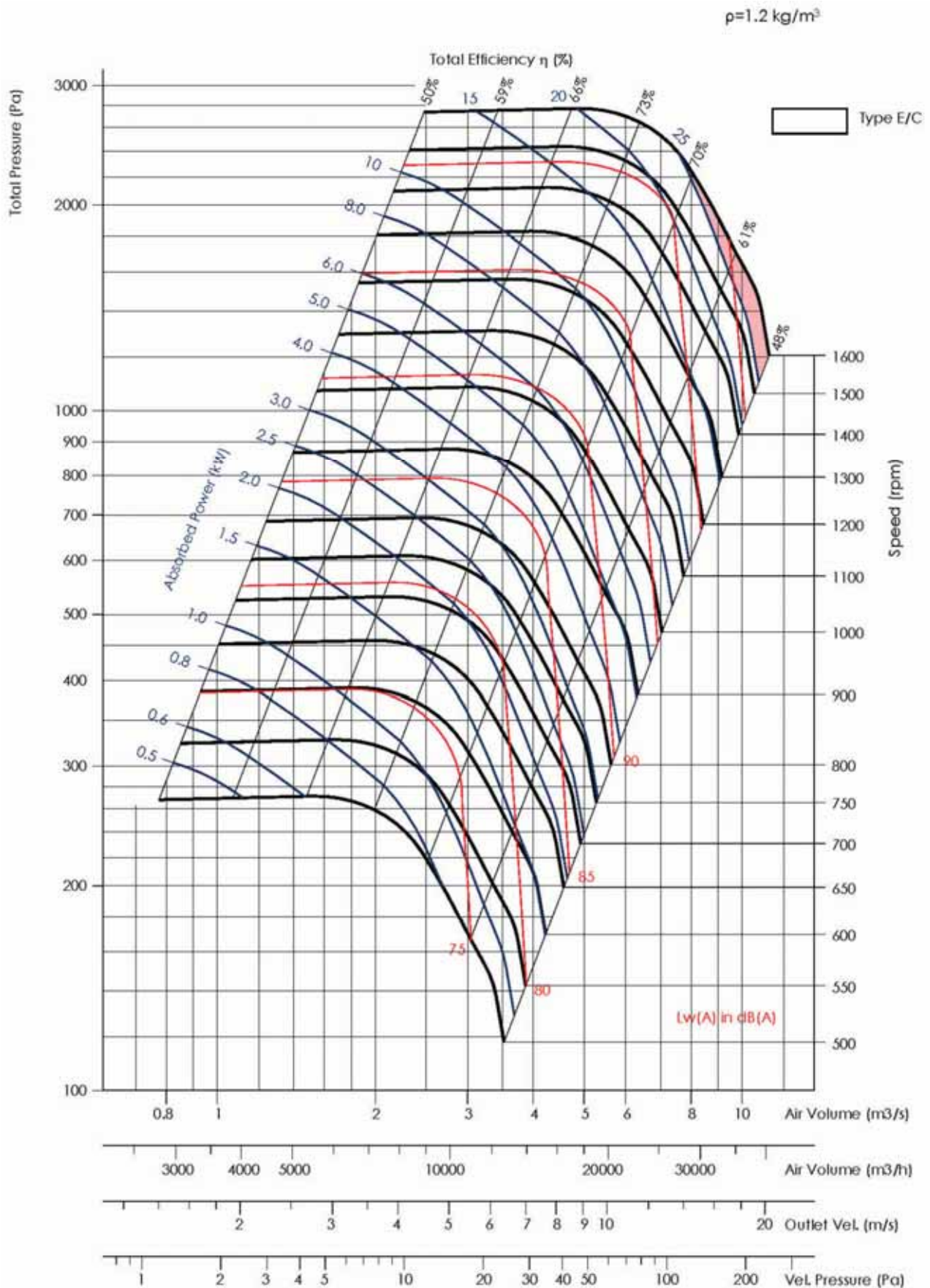
* Performance certified is for installation type B - free inlet, ducted outlet. Power rating (kW) does not include transmission losses.
 * Performance ratings do not include the effects of appurtenances (accessories).
 * The A-weighted sound ratings shown have been calculated per AMCA International Standard 301. Value shown are for inlet LwA sound power levels for installation type B - free inlet, ducted outlet.



- Performance certified is for installation type B - Free inlet, Ducted outlet. Power rating (kW) does not include transmission losses.
- Performance ratings do not include the effects of appurtenances (accessories).
- The A-weighted sound ratings shown have been calculated per AMCA International Standard 301. Value shown are for inlet L_{wA} sound power levels for Installation type B - free inlet, ducted outlet.

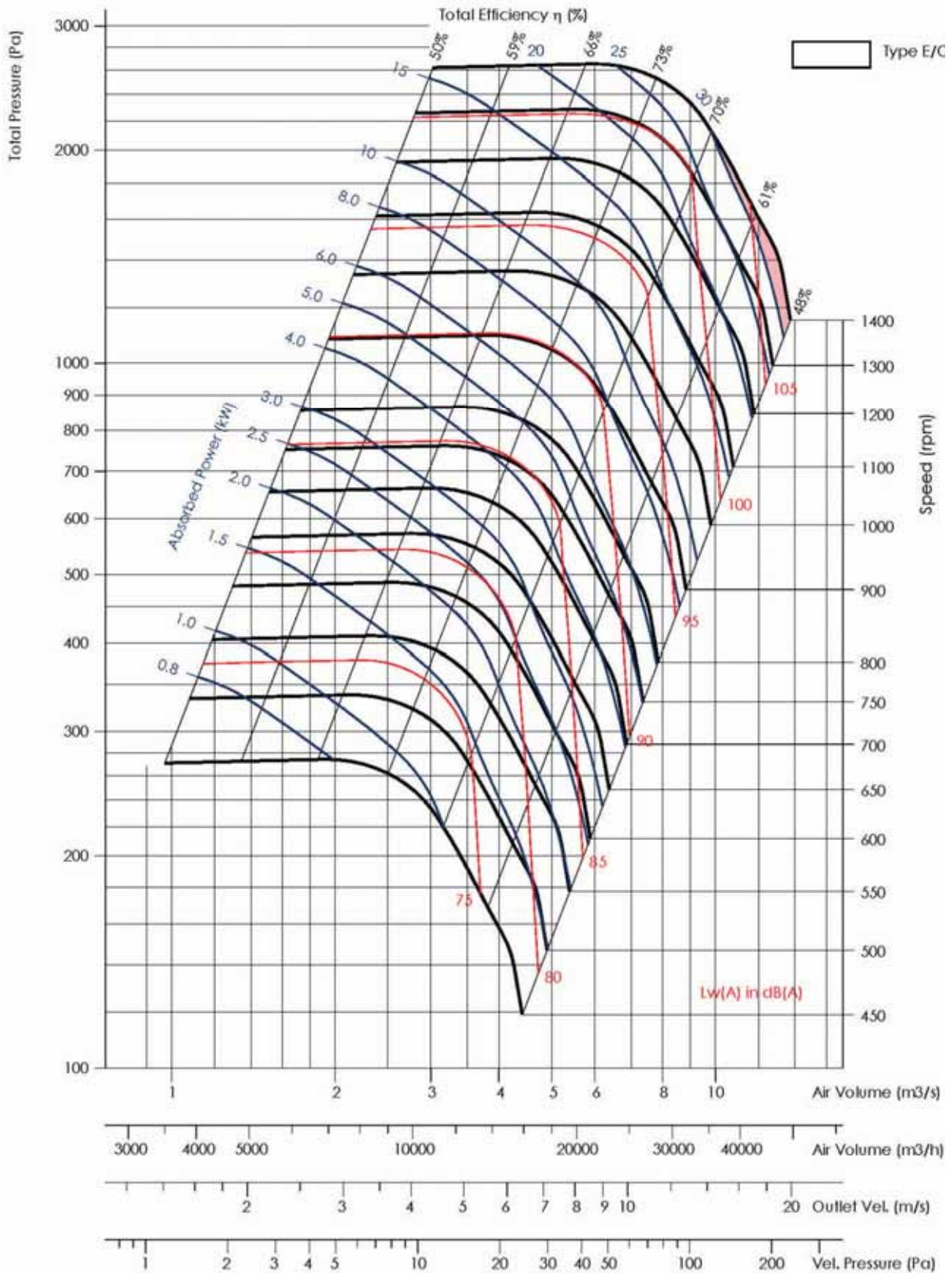


- * Performance certified is for installation type B - free inlet, Ducted outlet, Power rating (kW) does not include transmission losses.
- * Performance ratings do not include the effects of appurtenances (accessories).
- * The A-weighted sound ratings shown have been calculated per AMCA International Standard 301, Value shown are for inlet Lw(A) sound power levels for installation type B - free inlet, ducted outlet.

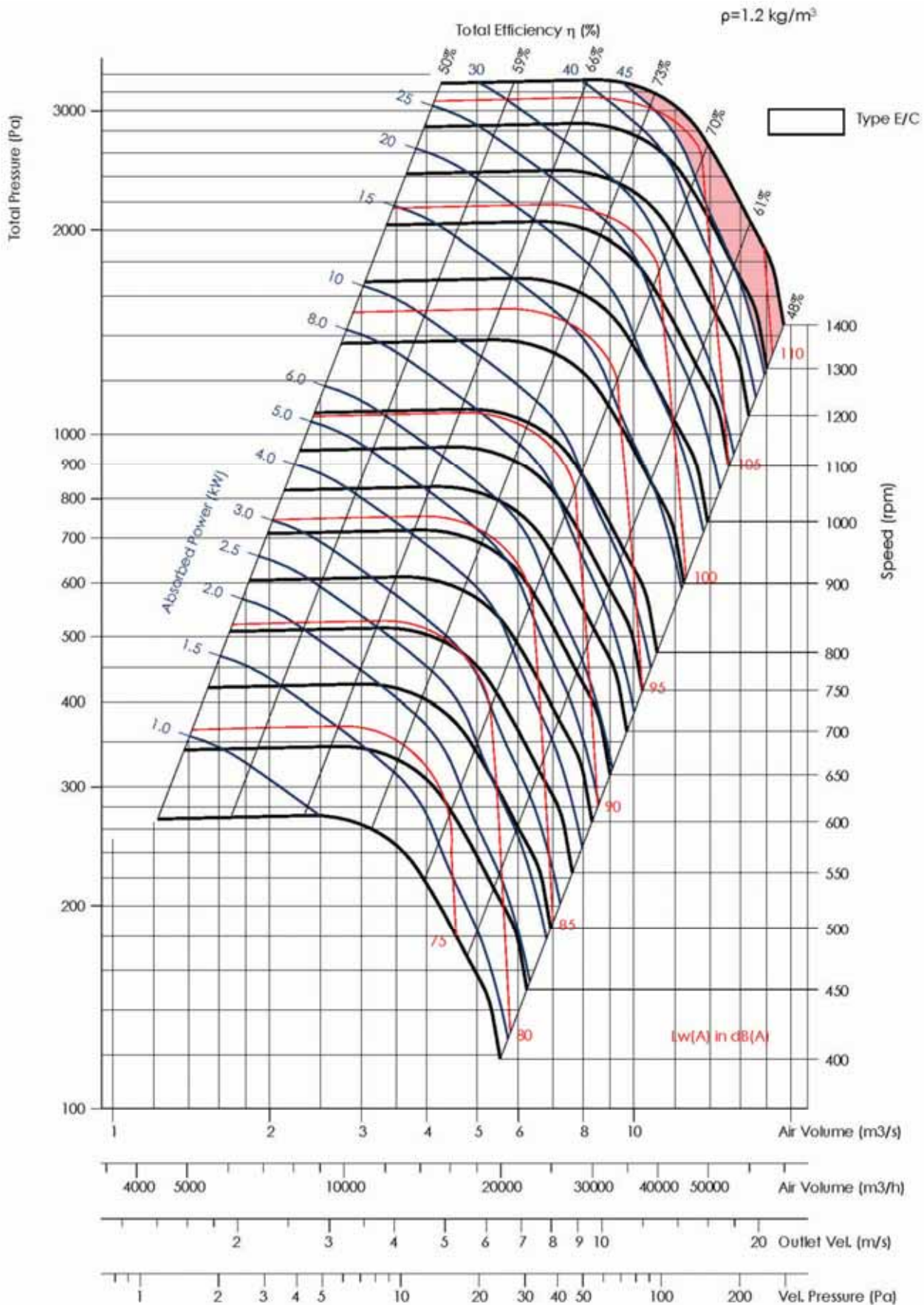


- * Performance certified is for installation type B - Free inlet, Ducted outlet, Power rating (kW) does not include transmission losses.
- * Performance ratings do not include the effects of appurtenances (accessories).
- * The A-weighted sound ratings shown have been calculated per AMCA International Standard 301. Value shown are for inlet L_w(A) sound power levels for installation type B - free inlet, ducted outlet.

$\rho=1.2 \text{ kg/m}^3$

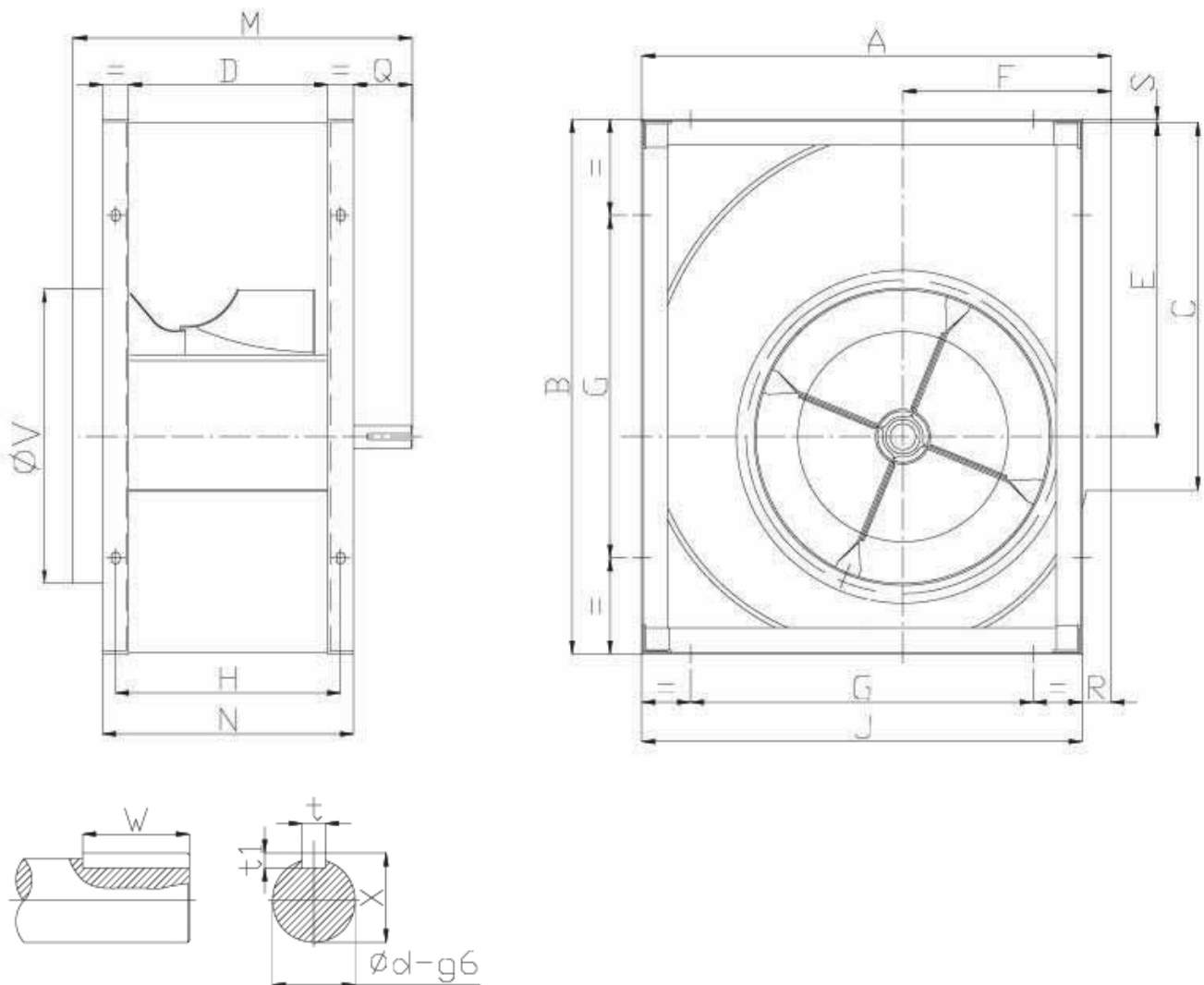


- * Performance certified is for installation type B - Free inlet, Ducted outlet. Power rating (kW) does not include transmission losses.
- * Performance ratings do not include the effects of appurtenances (accessories).
- * The A-weighted sound ratings shown have been calculated per AMCA International Standard 301. Value shown are for inlet LwA sound power levels for installation type B - free inlet, ducted outlet.



- * Performance certified is for installation type B - free inlet, ducted outlet. Power rating (kW) does not include transmission losses.
- * Performance ratings do not include the effects of appurtenances (accessories).
- * The A-weighted sound ratings shown have been calculated per AMCA International Standard 301. Value shown are for inlet L_wA sound power levels for installation type B - free inlet, ducted outlet.

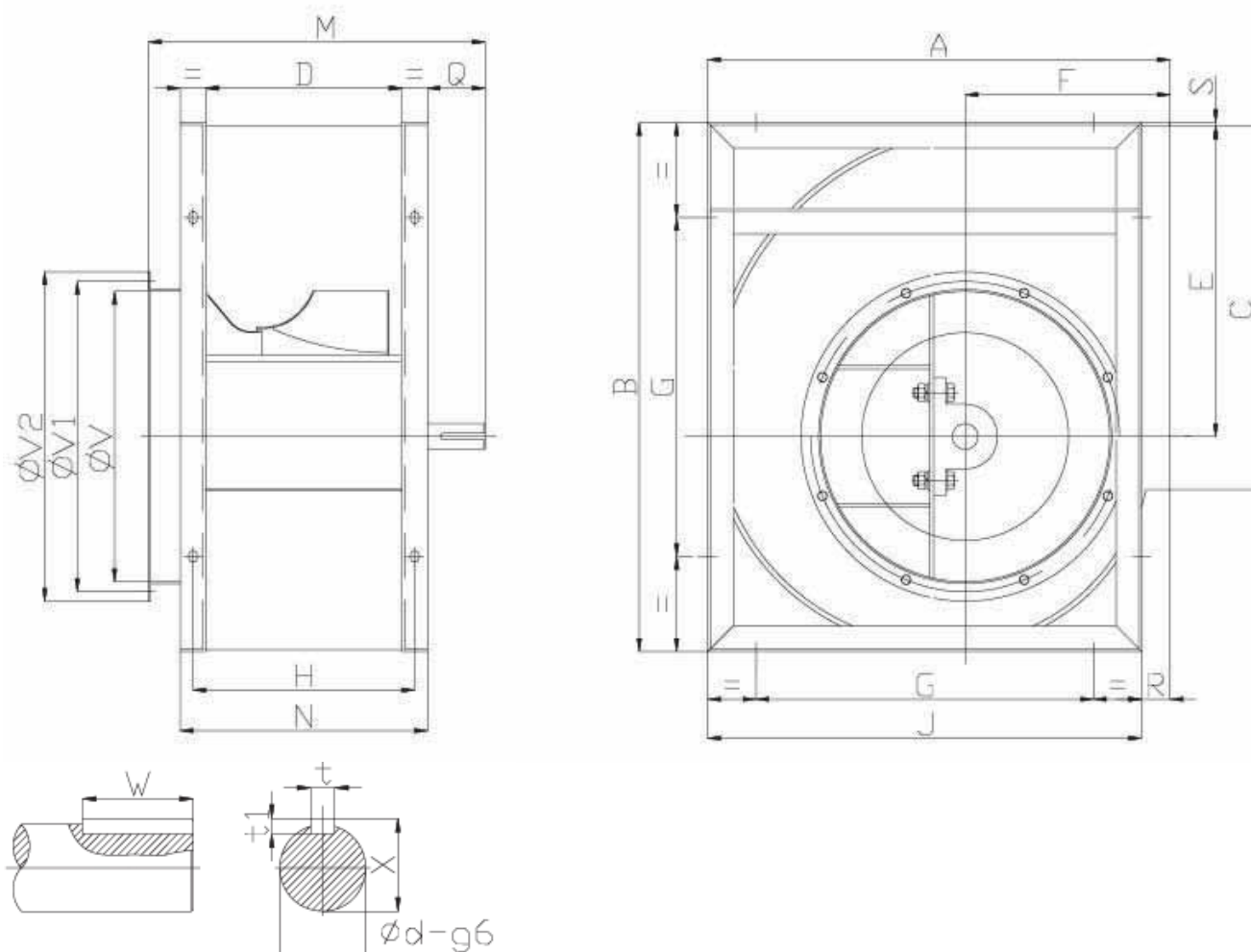
BSE - R



| Size | A | B | C | D | E | F | G | H | J | K | M | N | Q | R | S | V | t | t1 | W | X | φd | LxV |
|------|------|------|-----|-----|-----|-----|-----|-----|------|----|-----|-----|-----|----|-----|-----|----|----|----|------|----|-------|
| 280 | 466 | 518 | 361 | 197 | 302 | 215 | 280 | 227 | 432 | 30 | 360 | 257 | 73 | 34 | 5 | 292 | 8 | 7 | 50 | 28 | 25 | 13x18 |
| 315 | 518 | 578 | 411 | 225 | 340 | 236 | 280 | 253 | 480 | 30 | 395 | 283 | 83 | 38 | 3 | 333 | 8 | 7 | 60 | 28 | 25 | 13x18 |
| 355 | 578 | 655 | 456 | 249 | 383 | 261 | 355 | 287 | 548 | 40 | 425 | 327 | 78 | 30 | 6 | 369 | 8 | 7 | 60 | 33 | 30 | 13x18 |
| 400 | 651 | 736 | 519 | 283 | 432 | 290 | 355 | 314 | 613 | 40 | 452 | 354 | 78 | 38 | 4.5 | 420 | 8 | 7 | 60 | 33 | 30 | 13x18 |
| 450 | 726 | 827 | 576 | 314 | 486 | 322 | 530 | 348 | 681 | 40 | 500 | 388 | 92 | 45 | 5 | 466 | 10 | 8 | 70 | 38 | 35 | 13x18 |
| 500 | 800 | 918 | 652 | 356 | 538 | 352 | 530 | 394 | 750 | 40 | 535 | 424 | 92 | 50 | 5 | 527 | 10 | 8 | 70 | 38 | 35 | 13x18 |
| 560 | 893 | 1030 | 715 | 383 | 602 | 390 | 530 | 433 | 845 | 50 | 600 | 483 | 87 | 48 | 8 | 570 | 12 | 8 | 70 | 43 | 40 | 13x18 |
| 630 | 999 | 1157 | 797 | 427 | 679 | 434 | 530 | 482 | 946 | 50 | 650 | 532 | 87 | 53 | 7 | 635 | 14 | 9 | 70 | 48.5 | 45 | 13x18 |
| 710 | 1121 | 1303 | 909 | 487 | 765 | 485 | 630 | 528 | 1058 | 50 | 725 | 578 | 115 | 63 | 7 | 726 | 14 | 9 | 90 | 53.5 | 50 | 17x22 |

All dimensions in mm and are subject to change without prior notification

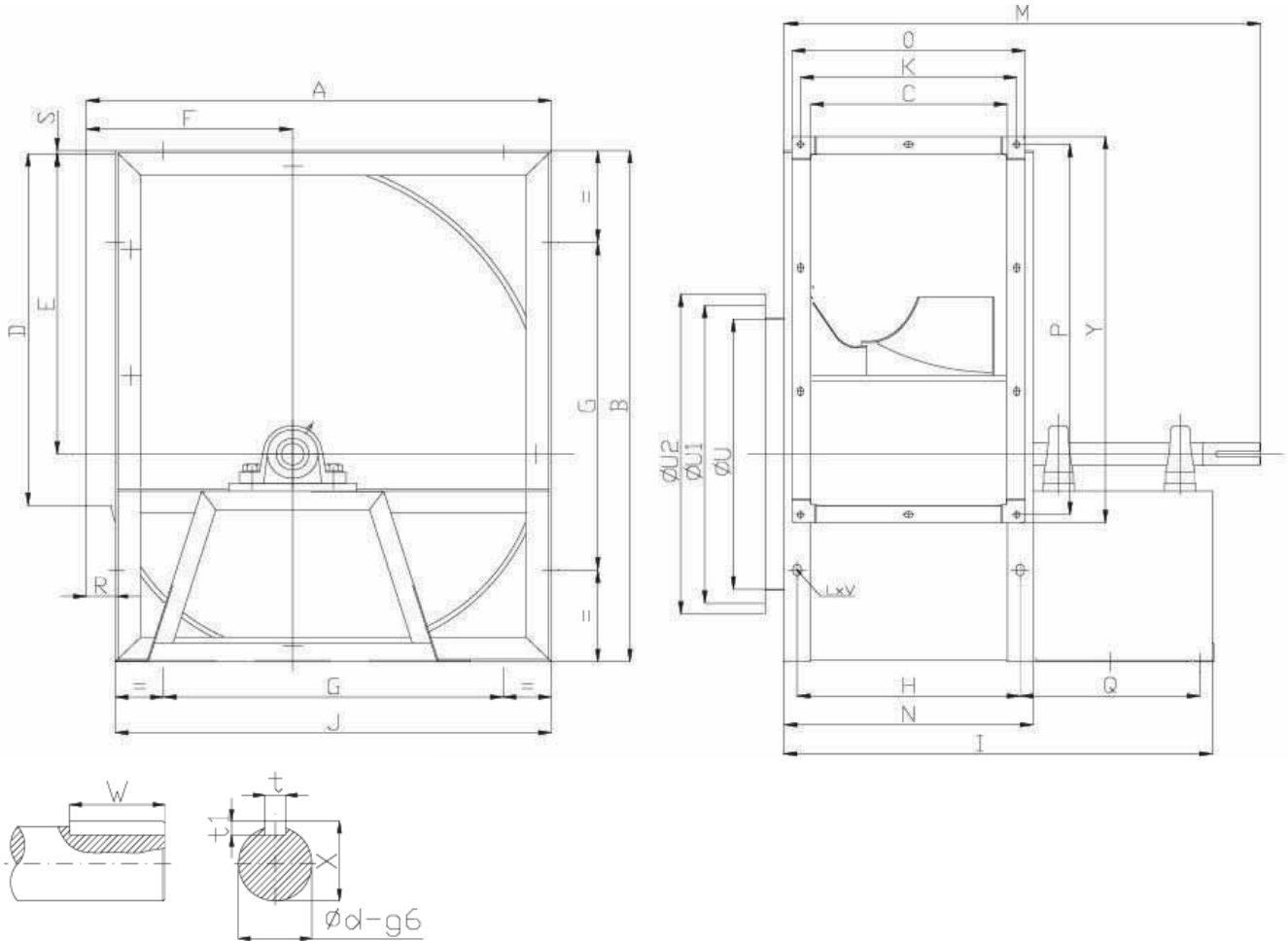
BSE - E



| Size | A | B | C | D | E | F | G | H | J | K | M | N | Q | R | S | V | V1 | V2 | f | f1 | W | X | Φd | LxV |
|------|------|------|------|-----|------|-----|-----|-----|------|----|-----|-----|-----|----|-----|------|------|------|----|----|-----|------|----|-------|
| 280 | 466 | 518 | 361 | 197 | 302 | 215 | 280 | 227 | 432 | 30 | 405 | 257 | 73 | 34 | 5 | 292 | 325 | 355 | 8 | 7 | 60 | 33 | 30 | 13x18 |
| 315 | 518 | 578 | 411 | 225 | 340 | 236 | 280 | 253 | 480 | 30 | 440 | 283 | 83 | 38 | 3 | 333 | 344 | 383 | 8 | 7 | 70 | 33 | 30 | 13x18 |
| 355 | 578 | 655 | 456 | 249 | 383 | 261 | 355 | 287 | 548 | 40 | 470 | 327 | 78 | 30 | 6 | 369 | 386 | 423 | 10 | 8 | 70 | 38 | 35 | 13x18 |
| 400 | 651 | 736 | 519 | 283 | 432 | 290 | 355 | 314 | 613 | 40 | 497 | 354 | 78 | 38 | 4.5 | 420 | 432 | 466 | 10 | 8 | 70 | 38 | 35 | 13x18 |
| 450 | 726 | 827 | 576 | 314 | 486 | 322 | 530 | 348 | 681 | 40 | 556 | 388 | 92 | 45 | 5 | 466 | 485 | 515 | 12 | 8 | 90 | 43 | 40 | 13x18 |
| 500 | 800 | 918 | 652 | 356 | 538 | 352 | 530 | 394 | 750 | 40 | 592 | 424 | 92 | 50 | 5 | 527 | 544 | 570 | 12 | 8 | 90 | 43 | 40 | 13x18 |
| 560 | 893 | 1030 | 715 | 383 | 602 | 390 | 530 | 433 | 845 | 50 | 640 | 483 | 87 | 48 | 8 | 570 | 605 | 635 | 14 | 9 | 90 | 53.5 | 50 | 13x18 |
| 630 | 999 | 1157 | 797 | 427 | 679 | 434 | 530 | 482 | 946 | 50 | 690 | 532 | 87 | 53 | 7 | 635 | 670 | 700 | 14 | 9 | 90 | 53.5 | 50 | 13x18 |
| 710 | 1121 | 1303 | 909 | 487 | 765 | 485 | 630 | 528 | 1058 | 50 | 746 | 578 | 115 | 63 | 7 | 726 | 750 | 778 | 18 | 11 | 90 | 64 | 60 | 17x22 |
| 800 | 1250 | 1468 | 1016 | 544 | 862 | 535 | 710 | 583 | 1181 | 50 | 801 | 633 | 126 | 69 | 7 | 811 | 844 | 875 | 18 | 11 | 90 | 64 | 60 | 17x22 |
| 900 | 1408 | 1648 | 1135 | 608 | 971 | 604 | 800 | 655 | 1319 | 60 | 880 | 715 | 135 | 89 | 7 | 906 | 945 | 980 | 18 | 11 | 100 | 69 | 65 | 17x22 |
| 1000 | 1541 | 1810 | 1273 | 682 | 1066 | 657 | 900 | 713 | 1462 | 60 | 950 | 783 | 135 | 79 | 9 | 1014 | 1044 | 1080 | 18 | 11 | 100 | 69 | 65 | 17x22 |

All dimensions in mm and are subject to change without prior notification

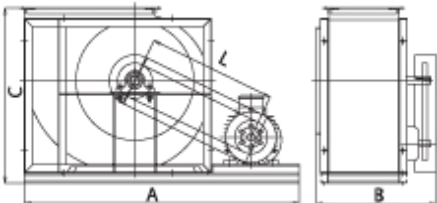
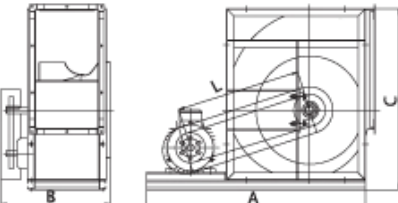
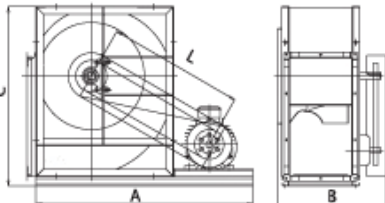
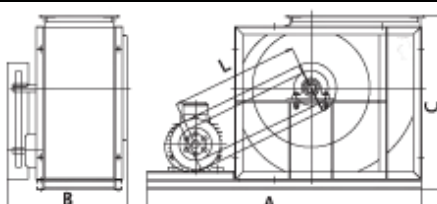
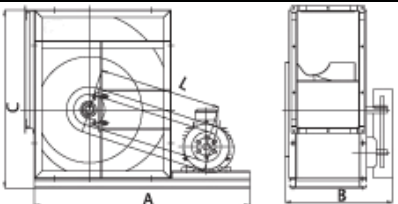
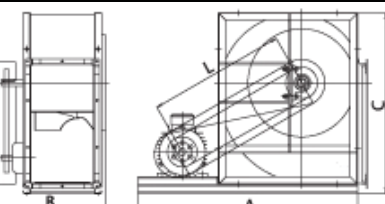
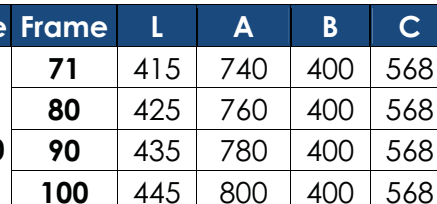
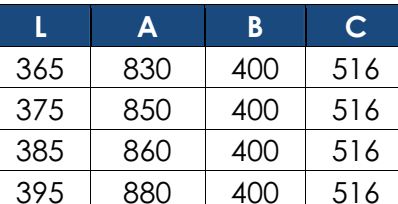
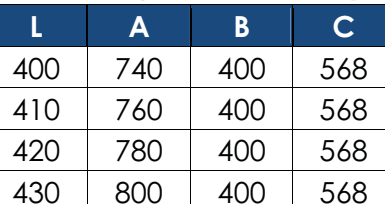
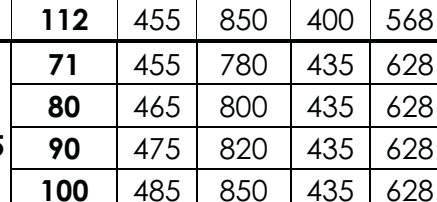
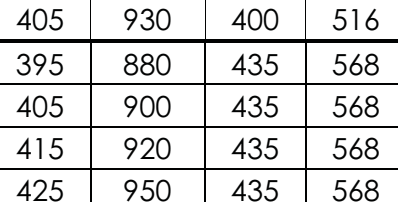
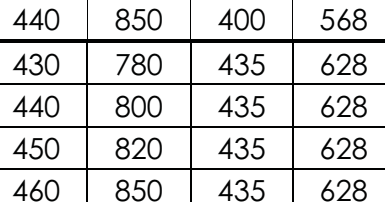
BSE - C



| Size | A | B | C | D | E | F | G | H | J | K | M | N | P | Q | R | S | t | f1 | U | U1 | U2 | W | X | Y | Ød | LxV |
|------|------|------|-----|------|------|-----|-----|-----|------|-----|------|-----|------|-----|----|-----|----|----|------|------|------|-----|------|------|----|-------|
| 280 | 466 | 518 | 197 | 361 | 302 | 215 | 280 | 227 | 432 | 213 | 590 | 257 | 391 | 274 | 34 | 5 | 8 | 7 | 292 | 325 | 355 | 60 | 28 | 471 | 25 | 13x18 |
| 315 | 518 | 578 | 225 | 411 | 340 | 236 | 280 | 253 | 480 | 233 | 612 | 283 | 434 | 274 | 38 | 3 | 8 | 7 | 333 | 344 | 383 | 70 | 28 | 460 | 25 | 13x18 |
| 355 | 578 | 655 | 249 | 456 | 383 | 261 | 355 | 287 | 548 | 260 | 697 | 327 | 483 | 300 | 30 | 6 | 8 | 7 | 369 | 386 | 423 | 70 | 33 | 509 | 30 | 13x18 |
| 400 | 651 | 736 | 283 | 519 | 432 | 290 | 355 | 314 | 613 | 290 | 724 | 354 | 537 | 300 | 38 | 4.5 | 8 | 7 | 420 | 432 | 466 | 70 | 33 | 526 | 30 | 13x18 |
| 450 | 726 | 827 | 314 | 576 | 486 | 322 | 530 | 348 | 681 | 318 | 816 | 388 | 599 | 340 | 45 | 5 | 10 | 8 | 466 | 485 | 515 | 90 | 38 | 593 | 35 | 13x18 |
| 500 | 800 | 918 | 356 | 652 | 538 | 352 | 530 | 394 | 750 | 350 | 850 | 424 | 668 | 340 | 50 | 5 | 10 | 8 | 527 | 544 | 570 | 90 | 38 | 694 | 35 | 13x18 |
| 560 | 893 | 1030 | 383 | 715 | 602 | 390 | 530 | 433 | 845 | 366 | 945 | 483 | 745 | 378 | 48 | 8 | 12 | 8 | 570 | 605 | 635 | 90 | 43 | 771 | 40 | 13x18 |
| 630 | 999 | 1157 | 427 | 797 | 679 | 434 | 530 | 482 | 946 | 434 | 994 | 532 | 831 | 378 | 53 | 7 | 12 | 8 | 635 | 670 | 700 | 90 | 43 | 857 | 40 | 13x18 |
| 710 | 1121 | 1303 | 487 | 909 | 765 | 485 | 630 | 528 | 1058 | 483 | 1115 | 578 | 928 | 436 | 63 | 7 | 14 | 9 | 726 | 750 | 778 | 90 | 48.5 | 954 | 45 | 17x22 |
| 800 | 1250 | 1468 | 544 | 1016 | 862 | 535 | 710 | 583 | 1181 | 541 | 1170 | 633 | 1039 | 440 | 69 | 7 | 14 | 9 | 811 | 844 | 875 | 90 | 48.5 | 1063 | 45 | 17x22 |
| 900 | 1408 | 1648 | 608 | 1135 | 971 | 604 | 800 | 655 | 1319 | 602 | 1313 | 715 | 1160 | 510 | 89 | 7 | 16 | 10 | 906 | 945 | 980 | 100 | 58.5 | 1186 | 55 | 17x22 |
| 1000 | 1541 | 1810 | 682 | 1273 | 1066 | 657 | 900 | 713 | 1462 | 668 | 1381 | 783 | 1297 | 510 | 79 | 9 | 16 | 10 | 1014 | 1044 | 1080 | 100 | 58.5 | 1323 | 55 | 17x22 |

All dimensions in mm and are subject to change without prior notification

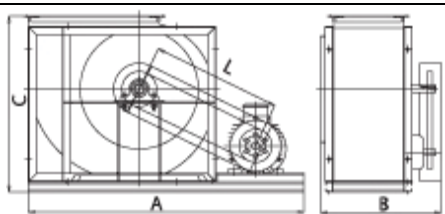
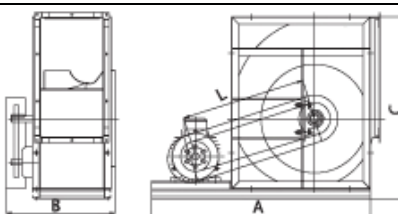
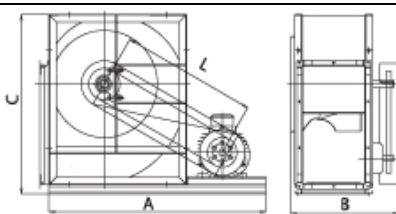
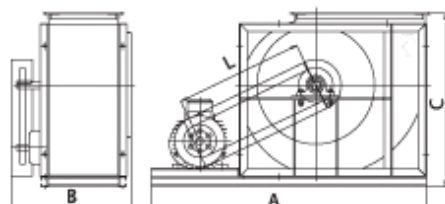
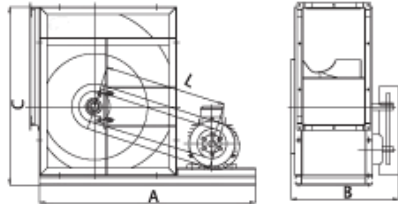
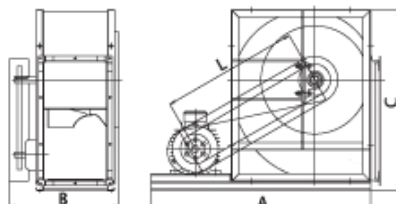
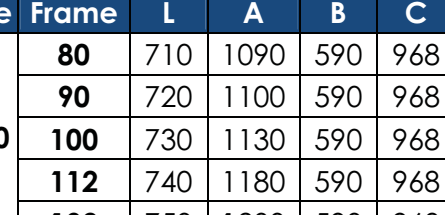
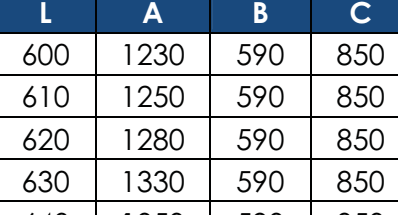
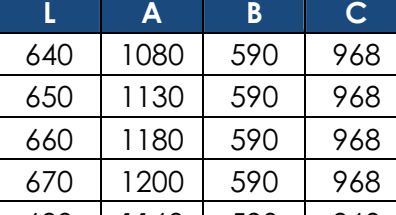
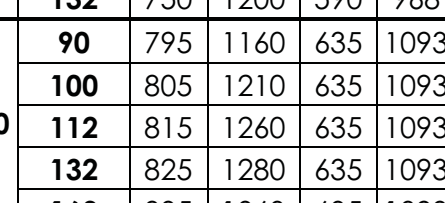
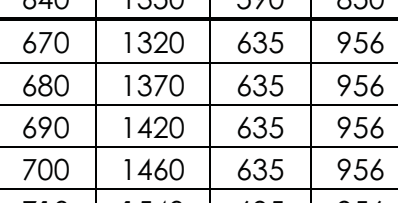
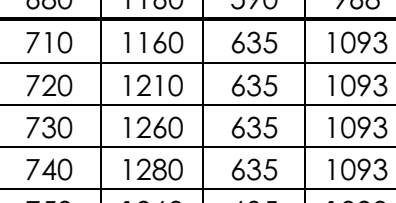
BSE-R

| | | 0 | | | | 90 | | | | 270 | | | |
|------|---|-----|--|-----|---|-----|------|-----|-----|-----|------|-----|-----|
| RD |  | |  | |  | | | | | | | | |
| |  | |  | |  | | | | | | | | |
| LG |  | |  | |  | | | | | | | | |
| |  | |  | |  | | | | | | | | |
| Size | Frame | L | A | B | C | L | A | B | C | L | A | B | C |
| 280 | 71 | 415 | 740 | 400 | 568 | 365 | 830 | 400 | 516 | 400 | 740 | 400 | 568 |
| | 80 | 425 | 760 | 400 | 568 | 375 | 850 | 400 | 516 | 410 | 760 | 400 | 568 |
| | 90 | 435 | 780 | 400 | 568 | 385 | 860 | 400 | 516 | 420 | 780 | 400 | 568 |
| | 100 | 445 | 800 | 400 | 568 | 395 | 880 | 400 | 516 | 430 | 800 | 400 | 568 |
| | 112 | 455 | 850 | 400 | 568 | 405 | 930 | 400 | 516 | 440 | 850 | 400 | 568 |
| 315 | 71 | 455 | 780 | 435 | 628 | 395 | 880 | 435 | 568 | 430 | 780 | 435 | 628 |
| | 80 | 465 | 800 | 435 | 628 | 405 | 900 | 435 | 568 | 440 | 800 | 435 | 628 |
| | 90 | 475 | 820 | 435 | 628 | 415 | 920 | 435 | 568 | 450 | 820 | 435 | 628 |
| | 100 | 485 | 850 | 435 | 628 | 425 | 950 | 435 | 568 | 460 | 850 | 435 | 628 |
| | 112 | 495 | 900 | 435 | 628 | 435 | 1000 | 435 | 568 | 470 | 900 | 435 | 628 |
| 355 | 71 | 505 | 830 | 465 | 705 | 435 | 960 | 465 | 628 | 470 | 830 | 465 | 705 |
| | 80 | 515 | 850 | 465 | 705 | 445 | 980 | 465 | 628 | 480 | 850 | 465 | 705 |
| | 90 | 525 | 860 | 465 | 705 | 455 | 1000 | 465 | 628 | 490 | 860 | 465 | 705 |
| | 100 | 535 | 900 | 465 | 705 | 465 | 1040 | 465 | 628 | 500 | 900 | 465 | 705 |
| | 112 | 545 | 960 | 465 | 786 | 475 | 1080 | 465 | 628 | 510 | 960 | 465 | 705 |
| 400 | 71 | 565 | 880 | 495 | 786 | 480 | 900 | 495 | 701 | 520 | 880 | 495 | 786 |
| | 80 | 575 | 900 | 495 | 786 | 490 | 920 | 495 | 701 | 530 | 900 | 495 | 786 |
| | 90 | 585 | 930 | 495 | 786 | 500 | 950 | 495 | 701 | 540 | 930 | 495 | 786 |
| | 100 | 595 | 980 | 495 | 786 | 510 | 1000 | 495 | 701 | 550 | 980 | 495 | 786 |
| | 112 | 605 | 1030 | 495 | 786 | 520 | 1160 | 495 | 701 | 560 | 1030 | 495 | 786 |
| | 132 | 615 | 1050 | 495 | 786 | 530 | 1180 | 495 | 701 | 570 | 1050 | 495 | 786 |
| 450 | 80 | 640 | 980 | 550 | 877 | 548 | 1100 | 550 | 776 | 580 | 980 | 550 | 877 |
| | 90 | 650 | 1000 | 550 | 877 | 548 | 1120 | 550 | 776 | 590 | 1000 | 550 | 877 |
| | 100 | 660 | 1050 | 550 | 877 | 558 | 1170 | 550 | 776 | 600 | 1050 | 550 | 877 |
| | 112 | 670 | 1100 | 550 | 877 | 568 | 1220 | 550 | 776 | 610 | 1100 | 550 | 877 |
| | 132 | 680 | 1120 | 550 | 877 | 578 | 1270 | 550 | 776 | 620 | 1120 | 550 | 877 |

L = Center distance between fan and motor pulley
notification

All dimensions in mm and is subject to change without prior

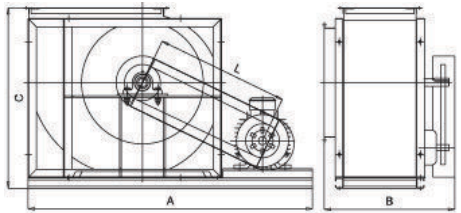
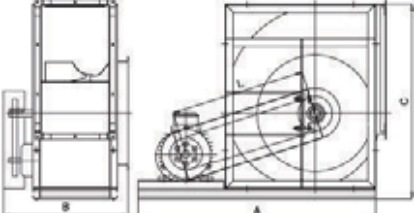
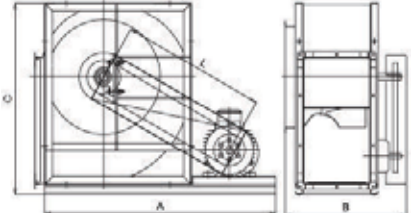
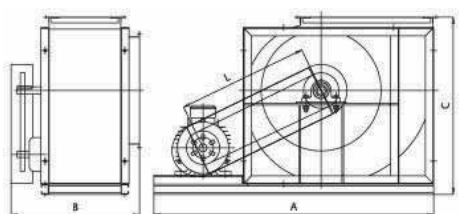
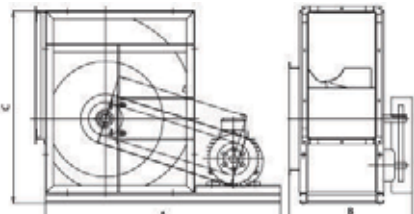
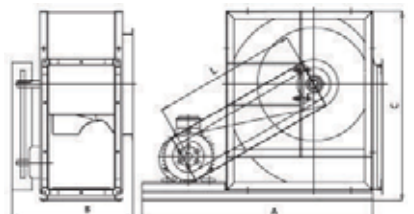
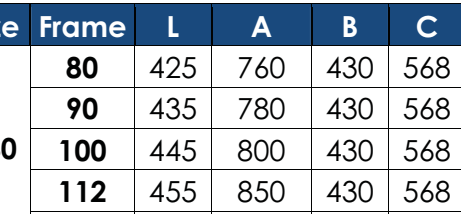
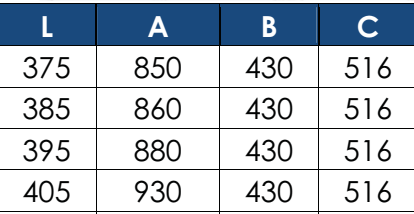
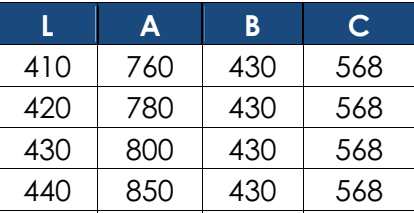
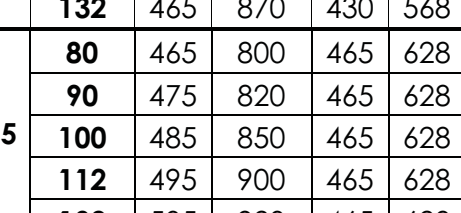
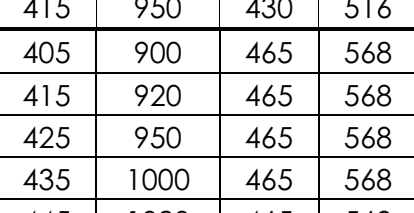
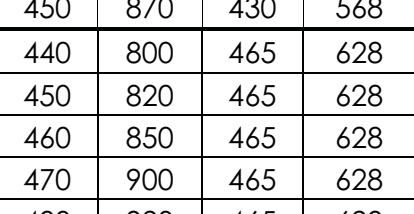
BSE-R

| | | 0 | | | | 90 | | | | 270 | | | |
|------------|---|------|--|-----|---|-----|------|-----|------|-----|------|-----|------|
| RD |  | |  | |  | | | | | | | | |
| |  | |  | |  | | | | | | | | |
| LG |  | |  | |  | | | | | | | | |
| |  | |  | |  | | | | | | | | |
| Size | Frame | L | A | B | C | L | A | B | C | L | A | B | C |
| 500 | 80 | 710 | 1090 | 590 | 968 | 600 | 1230 | 590 | 850 | 640 | 1080 | 590 | 968 |
| | 90 | 720 | 1100 | 590 | 968 | 610 | 1250 | 590 | 850 | 650 | 1130 | 590 | 968 |
| | 100 | 730 | 1130 | 590 | 968 | 620 | 1280 | 590 | 850 | 660 | 1180 | 590 | 968 |
| | 112 | 740 | 1180 | 590 | 968 | 630 | 1330 | 590 | 850 | 670 | 1200 | 590 | 968 |
| | 132 | 750 | 1200 | 590 | 968 | 640 | 1350 | 590 | 850 | 680 | 1160 | 590 | 968 |
| 560 | 90 | 795 | 1160 | 635 | 1093 | 670 | 1320 | 635 | 956 | 710 | 1160 | 635 | 1093 |
| | 100 | 805 | 1210 | 635 | 1093 | 680 | 1370 | 635 | 956 | 720 | 1210 | 635 | 1093 |
| | 112 | 815 | 1260 | 635 | 1093 | 690 | 1420 | 635 | 956 | 730 | 1260 | 635 | 1093 |
| | 132 | 825 | 1280 | 635 | 1093 | 700 | 1460 | 635 | 956 | 740 | 1280 | 635 | 1093 |
| | 160 | 835 | 1360 | 635 | 1093 | 710 | 1540 | 635 | 956 | 750 | 1360 | 635 | 1093 |
| 630 | 90 | 885 | 1260 | 685 | 1220 | 745 | 1480 | 685 | 1062 | 785 | 1260 | 685 | 1220 |
| | 100 | 895 | 1310 | 685 | 1220 | 755 | 1530 | 685 | 1062 | 795 | 1310 | 685 | 1220 |
| | 112 | 905 | 1360 | 685 | 1220 | 765 | 1580 | 685 | 1062 | 805 | 1360 | 685 | 1220 |
| | 132 | 915 | 1380 | 685 | 1220 | 775 | 1600 | 685 | 1062 | 815 | 1380 | 685 | 1220 |
| | 160 | 930 | 1450 | 685 | 1220 | 790 | 1680 | 685 | 1062 | 830 | 1450 | 865 | 1220 |
| 710 | 90 | 995 | 1380 | 740 | 1366 | 830 | 1620 | 740 | 1184 | 875 | 1380 | 740 | 1366 |
| | 100 | 1005 | 1430 | 740 | 1366 | 840 | 1670 | 740 | 1184 | 885 | 1430 | 740 | 1366 |
| | 112 | 1015 | 1480 | 740 | 1366 | 850 | 1720 | 740 | 1184 | 895 | 1480 | 740 | 1366 |
| | 132 | 1025 | 1500 | 740 | 1366 | 860 | 1740 | 740 | 1184 | 905 | 1500 | 740 | 1366 |
| | 160 | 1040 | 1570 | 740 | 1366 | 875 | 1800 | 740 | 1184 | 920 | 1570 | 740 | 1366 |

L = Center distance between fan and motor pulley
notification

All dimensions in mm and is subject to change without prior

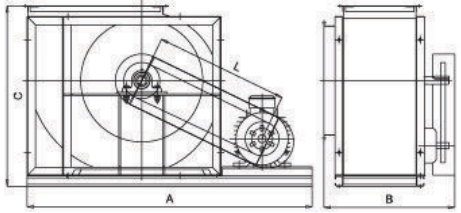
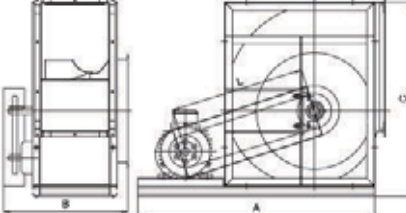
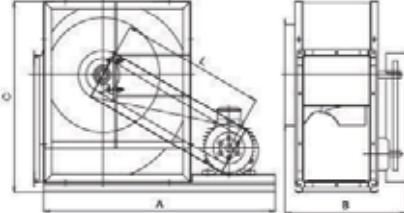
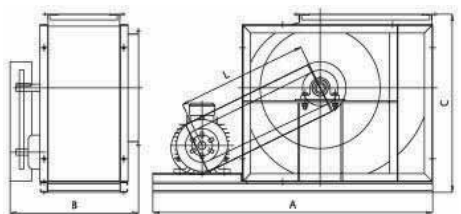
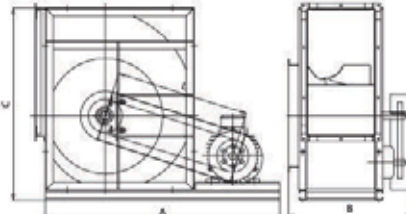
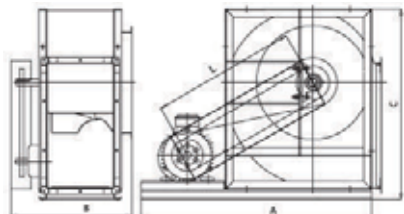
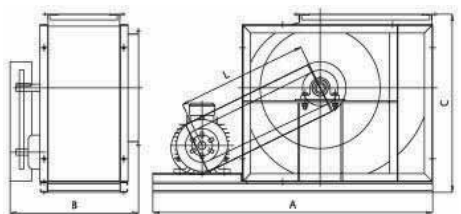
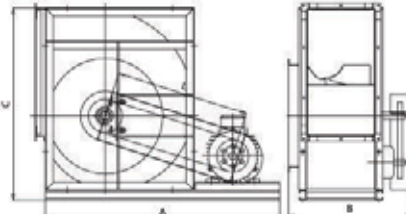
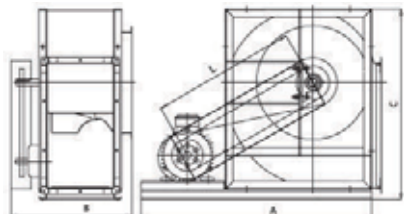
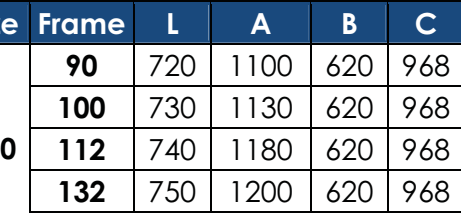
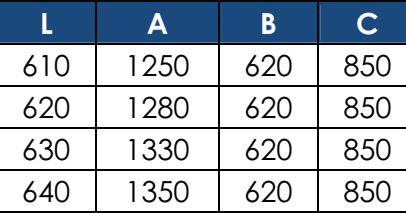
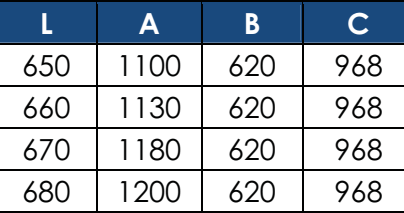
BSE-E

| | | 0 | | | | 90 | | | | 270 | | | | |
|------------|------------|-----|---|-----|-----|-----|--|-----|-----|-----|---|-----|-----|--|
| RD | | |  | | | |  | | | |  | | | |
| | | |  | | | |  | | | |  | | | |
| LG | | |  | | | |  | | | |  | | | |
| | | |  | | | |  | | | |  | | | |
| Size | Frame | L | A | B | C | L | A | B | C | L | A | B | C | |
| 280 | 80 | 425 | 760 | 430 | 568 | 375 | 850 | 430 | 516 | 410 | 760 | 430 | 568 | |
| | 90 | 435 | 780 | 430 | 568 | 385 | 860 | 430 | 516 | 420 | 780 | 430 | 568 | |
| | 100 | 445 | 800 | 430 | 568 | 395 | 880 | 430 | 516 | 430 | 800 | 430 | 568 | |
| | 112 | 455 | 850 | 430 | 568 | 405 | 930 | 430 | 516 | 440 | 850 | 430 | 568 | |
| | 132 | 465 | 870 | 430 | 568 | 415 | 950 | 430 | 516 | 450 | 870 | 430 | 568 | |
| 315 | 80 | 465 | 800 | 465 | 628 | 405 | 900 | 465 | 568 | 440 | 800 | 465 | 628 | |
| | 90 | 475 | 820 | 465 | 628 | 415 | 920 | 465 | 568 | 450 | 820 | 465 | 628 | |
| | 100 | 485 | 850 | 465 | 628 | 425 | 950 | 465 | 568 | 460 | 850 | 465 | 628 | |
| | 112 | 495 | 900 | 465 | 628 | 435 | 1000 | 465 | 568 | 470 | 900 | 465 | 628 | |
| | 132 | 505 | 920 | 465 | 628 | 445 | 1020 | 465 | 568 | 480 | 920 | 465 | 628 | |
| 355 | 80 | 515 | 850 | 495 | 705 | 445 | 1000 | 495 | 628 | 480 | 850 | 495 | 705 | |
| | 90 | 525 | 860 | 495 | 705 | 455 | 1000 | 495 | 628 | 490 | 860 | 495 | 705 | |
| | 100 | 535 | 900 | 495 | 705 | 465 | 1040 | 495 | 628 | 500 | 900 | 495 | 705 | |
| | 112 | 545 | 960 | 495 | 705 | 475 | 1080 | 495 | 628 | 510 | 960 | 495 | 705 | |
| | 132 | 555 | 980 | 495 | 705 | 485 | 1100 | 495 | 628 | 520 | 980 | 495 | 705 | |
| 400 | 90 | 585 | 930 | 525 | 786 | 500 | 950 | 525 | 701 | 540 | 930 | 525 | 786 | |
| | 100 | 595 | 980 | 525 | 786 | 510 | 1000 | 525 | 701 | 550 | 980 | 525 | 786 | |
| | 112 | 605 | 1030 | 525 | 786 | 520 | 1160 | 525 | 701 | 560 | 1030 | 525 | 786 | |
| | 132 | 615 | 1050 | 525 | 786 | 530 | 1180 | 525 | 701 | 570 | 1050 | 525 | 786 | |
| | 160 | 615 | 1100 | 525 | 786 | 530 | 1230 | 525 | 701 | 570 | 1100 | 525 | 786 | |
| 450 | 90 | 650 | 1000 | 580 | 877 | 548 | 1120 | 580 | 776 | 590 | 1000 | 580 | 877 | |
| | 100 | 660 | 1050 | 580 | 877 | 558 | 1170 | 580 | 776 | 600 | 1050 | 580 | 877 | |
| | 112 | 670 | 1100 | 580 | 877 | 568 | 1220 | 580 | 776 | 610 | 1100 | 580 | 877 | |
| | 132 | 680 | 1120 | 580 | 877 | 578 | 1270 | 580 | 776 | 620 | 1120 | 580 | 877 | |
| | 160 | 680 | 1200 | 580 | 877 | 578 | 1350 | 580 | 776 | 620 | 1200 | 580 | 877 | |

L = Center distance between fan and motor pulley
 notification

All dimensions in mm and is subject to change without prior

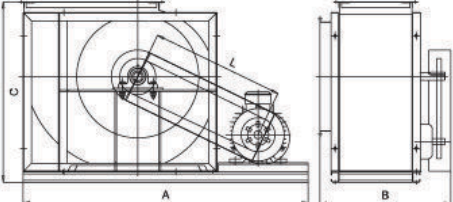
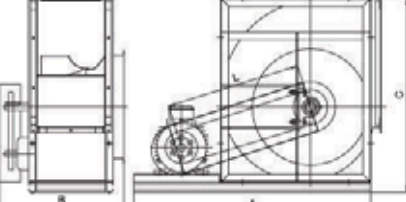
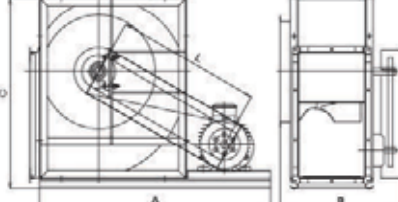
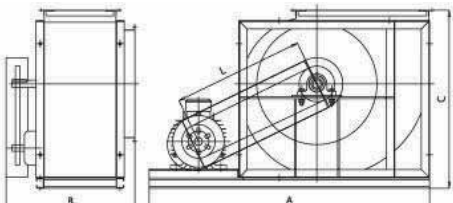
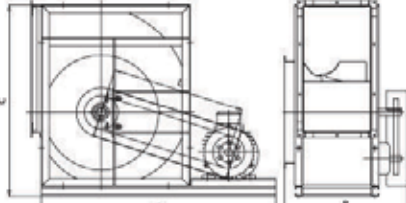
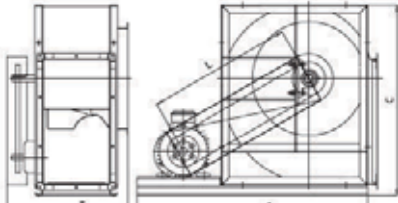
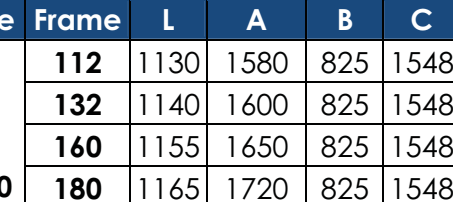
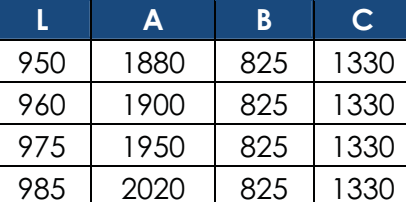
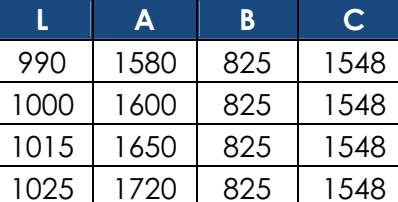
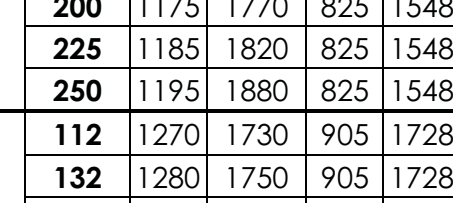
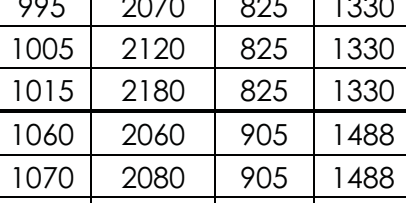
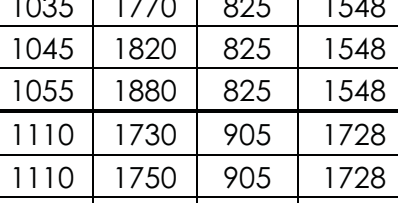
BSE-E

| | | 0 | | | | 90 | | | | 270 | | | | |
|------------|------------|------|--|-----|------|-----|---|-----|------|-----|--|-----|------|--|
| RD | | |  | | | |  | | | |  | | | |
| | | |  | | | |  | | | |  | | | |
| LG | | |  | | | |  | | | |  | | | |
| | | |  | | | |  | | | |  | | | |
| Size | Frame | L | A | B | C | L | A | B | C | L | A | B | C | |
| 500 | 90 | 720 | 1100 | 620 | 968 | 610 | 1250 | 620 | 850 | 650 | 1100 | 620 | 968 | |
| | 100 | 730 | 1130 | 620 | 968 | 620 | 1280 | 620 | 850 | 660 | 1130 | 620 | 968 | |
| | 112 | 740 | 1180 | 620 | 968 | 630 | 1330 | 620 | 850 | 670 | 1180 | 620 | 968 | |
| | 132 | 750 | 1200 | 620 | 968 | 640 | 1350 | 620 | 850 | 680 | 1200 | 620 | 968 | |
| | 160 | 750 | 1280 | 620 | 968 | 640 | 1440 | 620 | 850 | 680 | 1280 | 620 | 968 | |
| 560 | 100 | 805 | 1210 | 665 | 1093 | 680 | 1370 | 665 | 956 | 720 | 1210 | 665 | 1093 | |
| | 112 | 815 | 1260 | 665 | 1093 | 690 | 1420 | 665 | 956 | 730 | 1260 | 665 | 1093 | |
| | 132 | 825 | 1280 | 665 | 1093 | 700 | 1460 | 665 | 956 | 740 | 1280 | 665 | 1093 | |
| | 160 | 835 | 1360 | 665 | 1093 | 710 | 1540 | 665 | 956 | 750 | 1360 | 665 | 1093 | |
| | 180 | 845 | 1400 | 665 | 1093 | 720 | 1580 | 665 | 956 | 760 | 1400 | 665 | 1093 | |
| 630 | 100 | 895 | 1310 | 715 | 1220 | 755 | 1530 | 715 | 1062 | 795 | 1310 | 715 | 1220 | |
| | 112 | 905 | 1360 | 715 | 1220 | 765 | 1580 | 715 | 1062 | 805 | 1360 | 715 | 1220 | |
| | 132 | 915 | 1380 | 715 | 1220 | 775 | 1600 | 715 | 1062 | 815 | 1380 | 715 | 1220 | |
| | 160 | 930 | 1450 | 715 | 1220 | 790 | 1680 | 715 | 1062 | 830 | 1450 | 715 | 1220 | |
| | 180 | 940 | 1500 | 715 | 1220 | 800 | 1730 | 715 | 1062 | 840 | 1500 | 715 | 1220 | |
| | 200 | 950 | 1550 | 715 | 1220 | 810 | 1780 | 715 | 1062 | 850 | 1550 | 715 | 1220 | |
| 710 | 100 | 1005 | 1430 | 770 | 1366 | 840 | 1670 | 770 | 1184 | 885 | 1430 | 770 | 1366 | |
| | 112 | 1015 | 1480 | 770 | 1366 | 850 | 1720 | 770 | 1184 | 895 | 1480 | 770 | 1366 | |
| | 132 | 1025 | 1500 | 770 | 1366 | 860 | 1740 | 770 | 1184 | 905 | 1500 | 770 | 1366 | |
| | 160 | 1040 | 1570 | 770 | 1366 | 875 | 1800 | 770 | 1184 | 920 | 1570 | 770 | 1366 | |
| | 180 | 1050 | 1620 | 770 | 1366 | 885 | 1850 | 770 | 1184 | 930 | 1620 | 770 | 1366 | |
| | 200 | 1060 | 1670 | 770 | 1366 | 895 | 1900 | 770 | 1184 | 940 | 1670 | 770 | 1366 | |
| | 225 | 1070 | 1700 | 770 | 1366 | 905 | 1930 | 770 | 1184 | 950 | 1700 | 770 | 1366 | |

L = Center distance between fan and motor pulley
notification

All dimensions in mm and is subject to change without prior

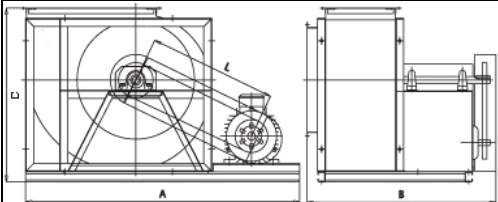
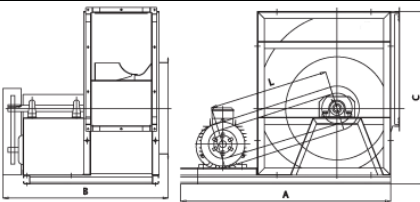
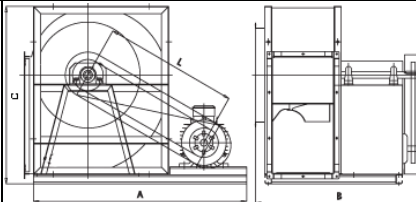
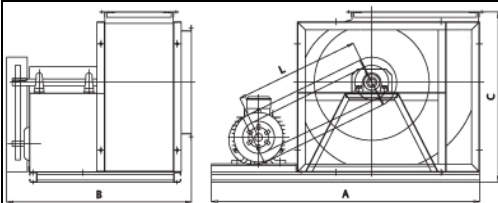
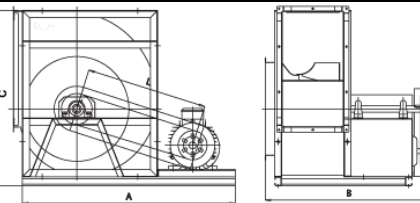
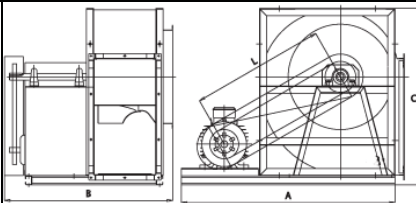
BSE-E

| | | 0 | | | | 90 | | | | 270 | | | |
|------|---|------|--|-----|---|------|------|-----|------|------|------|-----|------|
| RD |  | |  | |  | | | | | | | | |
| |  | |  | |  | | | | | | | | |
| LG |  | |  | |  | | | | | | | | |
| |  | |  | |  | | | | | | | | |
| Size | Frame | L | A | B | C | L | A | B | C | L | A | B | C |
| 800 | 112 | 1130 | 1580 | 825 | 1548 | 950 | 1880 | 825 | 1330 | 990 | 1580 | 825 | 1548 |
| | 132 | 1140 | 1600 | 825 | 1548 | 960 | 1900 | 825 | 1330 | 1000 | 1600 | 825 | 1548 |
| | 160 | 1155 | 1650 | 825 | 1548 | 975 | 1950 | 825 | 1330 | 1015 | 1650 | 825 | 1548 |
| | 180 | 1165 | 1720 | 825 | 1548 | 985 | 2020 | 825 | 1330 | 1025 | 1720 | 825 | 1548 |
| | 200 | 1175 | 1770 | 825 | 1548 | 995 | 2070 | 825 | 1330 | 1035 | 1770 | 825 | 1548 |
| | 225 | 1185 | 1820 | 825 | 1548 | 1005 | 2120 | 825 | 1330 | 1045 | 1820 | 825 | 1548 |
| | 250 | 1195 | 1880 | 825 | 1548 | 1015 | 2180 | 825 | 1330 | 1055 | 1880 | 825 | 1548 |
| 900 | 112 | 1270 | 1730 | 905 | 1728 | 1060 | 2060 | 905 | 1488 | 1110 | 1730 | 905 | 1728 |
| | 132 | 1280 | 1750 | 905 | 1728 | 1070 | 2080 | 905 | 1488 | 1110 | 1750 | 905 | 1728 |
| | 160 | 1295 | 1800 | 905 | 1728 | 1085 | 2130 | 905 | 1488 | 1125 | 1800 | 905 | 1728 |
| | 180 | 1310 | 1880 | 905 | 1728 | 1095 | 2220 | 905 | 1488 | 1135 | 1880 | 905 | 1728 |
| | 200 | 1320 | 1920 | 905 | 1728 | 1105 | 2250 | 905 | 1488 | 1145 | 1920 | 905 | 1728 |
| | 225 | 1330 | 1980 | 905 | 1728 | 1115 | 2320 | 905 | 1488 | 1155 | 1980 | 905 | 1728 |
| | 250 | 1340 | 2050 | 905 | 1728 | 1125 | 2380 | 905 | 1488 | 1165 | 2050 | 905 | 1728 |
| 1000 | 132 | 1400 | 1900 | 975 | 1890 | 1175 | 2250 | 975 | 1621 | 1215 | 1900 | 975 | 1890 |
| | 160 | 1415 | 1950 | 975 | 1890 | 1190 | 2300 | 975 | 1621 | 1230 | 1950 | 975 | 1890 |
| | 180 | 1425 | 2030 | 975 | 1890 | 1200 | 2380 | 975 | 1621 | 1240 | 2030 | 975 | 1890 |
| | 200 | 1435 | 2070 | 975 | 1890 | 1210 | 2420 | 975 | 1621 | 1250 | 2070 | 975 | 1890 |
| | 225 | 1445 | 2130 | 975 | 1890 | 1220 | 2480 | 975 | 1621 | 1260 | 2130 | 975 | 1890 |
| | 250 | 1455 | 2200 | 975 | 1890 | 1230 | 2550 | 975 | 1621 | 1270 | 2200 | 975 | 1890 |
| | 280 | 1465 | 2250 | 975 | 1890 | 1240 | 2600 | 975 | 1621 | 1280 | 2250 | 975 | 1890 |

L = Center distance between fan and motor pulley
notification

All dimensions in mm and is subject to change without prior

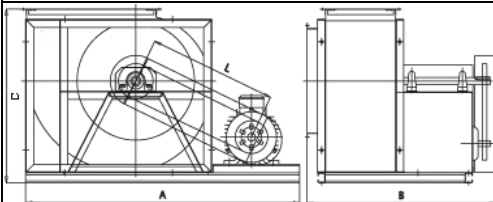
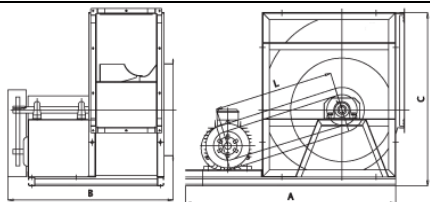
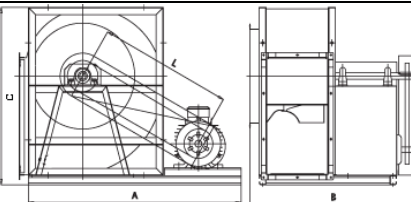
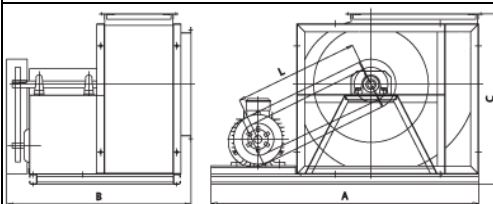
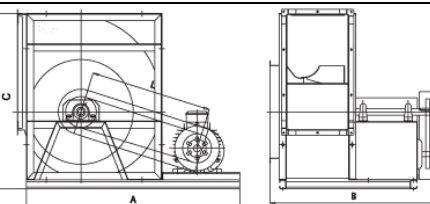
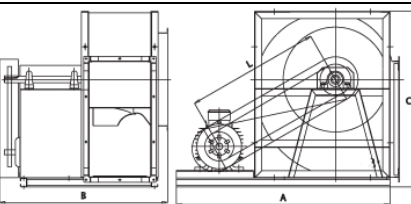
BSE-C

| | | RD 0 | | | | RD 90 | | | | RD 270 | | | |
|------|-------|---|------|-----|-----|--|------|-----|-----|---|------|-----|-----|
| | |  | | | |  | | | |  | | | |
| | | LG 0 | | | | LG 90 | | | | LG 270 | | | |
| | |  | | | |  | | | |  | | | |
| Size | Frame | L | A | B | C | L | A | B | C | L | A | B | C |
| 280 | 80 | 425 | 760 | 675 | 568 | 375 | 850 | 675 | 516 | 410 | 760 | 675 | 568 |
| | 90 | 435 | 780 | 675 | 568 | 385 | 860 | 675 | 516 | 420 | 780 | 675 | 568 |
| | 100 | 445 | 800 | 675 | 568 | 395 | 880 | 675 | 516 | 430 | 800 | 675 | 568 |
| | 112 | 455 | 850 | 675 | 568 | 405 | 930 | 675 | 516 | 440 | 850 | 675 | 568 |
| | 132 | 465 | 870 | 675 | 568 | 415 | 950 | 675 | 516 | 450 | 870 | 675 | 568 |
| 315 | 80 | 465 | 800 | 700 | 628 | 405 | 900 | 700 | 568 | 440 | 800 | 700 | 628 |
| | 90 | 475 | 820 | 700 | 628 | 415 | 920 | 700 | 568 | 450 | 820 | 700 | 628 |
| | 100 | 485 | 850 | 700 | 628 | 425 | 950 | 700 | 568 | 460 | 850 | 700 | 628 |
| | 112 | 495 | 900 | 700 | 628 | 435 | 1000 | 700 | 568 | 470 | 900 | 700 | 628 |
| | 132 | 505 | 920 | 700 | 628 | 445 | 1020 | 700 | 568 | 480 | 920 | 700 | 628 |
| 355 | 80 | 515 | 850 | 775 | 705 | 445 | 1000 | 775 | 628 | 480 | 850 | 775 | 705 |
| | 90 | 525 | 860 | 775 | 705 | 455 | 1000 | 775 | 628 | 490 | 860 | 775 | 705 |
| | 100 | 535 | 900 | 775 | 705 | 465 | 1040 | 775 | 628 | 500 | 900 | 775 | 705 |
| | 112 | 545 | 960 | 775 | 705 | 475 | 1080 | 775 | 628 | 510 | 960 | 775 | 705 |
| | 132 | 555 | 980 | 775 | 705 | 485 | 1100 | 775 | 628 | 520 | 980 | 775 | 705 |
| 400 | 90 | 585 | 930 | 800 | 786 | 500 | 950 | 800 | 701 | 540 | 930 | 800 | 786 |
| | 100 | 595 | 980 | 800 | 786 | 510 | 1000 | 800 | 701 | 550 | 980 | 800 | 786 |
| | 112 | 605 | 1030 | 800 | 786 | 520 | 1160 | 800 | 701 | 560 | 1030 | 800 | 786 |
| | 132 | 615 | 1050 | 800 | 786 | 530 | 1180 | 800 | 701 | 570 | 1050 | 800 | 786 |
| | 160 | 615 | 1100 | 800 | 786 | 530 | 1230 | 800 | 701 | 570 | 1100 | 800 | 786 |
| 450 | 90 | 650 | 1000 | 894 | 877 | 548 | 1120 | 894 | 776 | 590 | 1000 | 894 | 877 |
| | 100 | 660 | 1050 | 894 | 877 | 558 | 1170 | 894 | 776 | 600 | 1050 | 894 | 877 |
| | 112 | 670 | 1100 | 894 | 877 | 568 | 1220 | 894 | 776 | 610 | 1100 | 894 | 877 |
| | 132 | 680 | 1120 | 894 | 877 | 578 | 1270 | 894 | 776 | 620 | 1120 | 894 | 877 |
| | 160 | 680 | 1200 | 894 | 877 | 578 | 1350 | 894 | 776 | 620 | 1200 | 894 | 877 |

L = Center distance between fan and motor pulley
notification

All dimensions in mm and is subject to change without prior

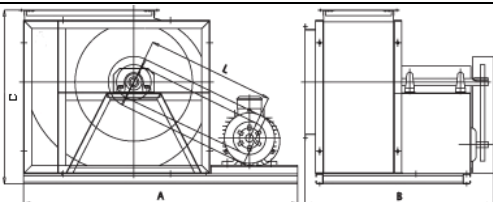
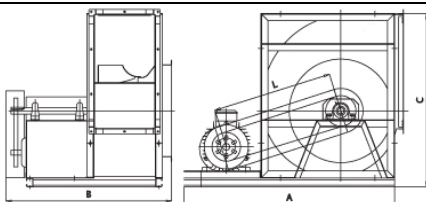
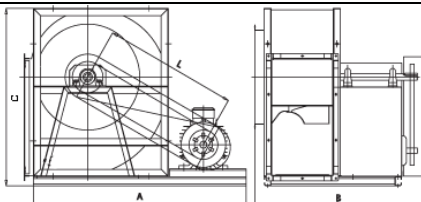
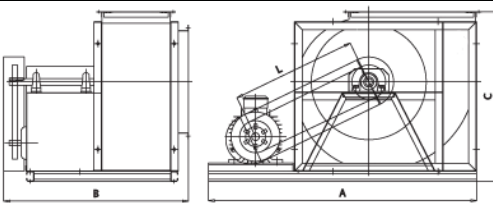
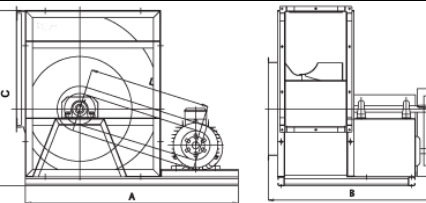
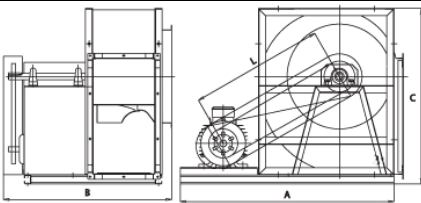
BSE-C

| | | RD 0 | | | | RD 90 | | | | RD 270 | | | |
|------|-------|---|------|------|------|--|------|------|------|---|------|------|------|
| | |  | | | |  | | | |  | | | |
| | | LG 0 | | | | LG 90 | | | | LG 270 | | | |
| | |  | | | |  | | | |  | | | |
| Size | Frame | L | A | B | C | L | A | B | C | L | A | B | C |
| 500 | 90 | 720 | 1100 | 930 | 968 | 610 | 1250 | 930 | 850 | 650 | 1100 | 930 | 968 |
| | 100 | 730 | 1130 | 930 | 968 | 620 | 1280 | 930 | 850 | 660 | 1130 | 930 | 968 |
| | 112 | 740 | 1180 | 930 | 968 | 630 | 1330 | 930 | 850 | 670 | 1180 | 930 | 968 |
| | 132 | 750 | 1200 | 930 | 968 | 640 | 1350 | 930 | 850 | 680 | 1200 | 930 | 968 |
| | 160 | 750 | 1280 | 930 | 968 | 640 | 1440 | 930 | 850 | 680 | 1280 | 930 | 968 |
| 560 | 90 | 805 | 1210 | 1020 | 1093 | 680 | 1370 | 1020 | 956 | 720 | 1210 | 1020 | 1093 |
| | 100 | 815 | 1260 | 1020 | 1093 | 690 | 1420 | 1020 | 956 | 730 | 1260 | 1020 | 1093 |
| | 112 | 825 | 1280 | 1020 | 1093 | 700 | 1460 | 1020 | 956 | 740 | 1280 | 1020 | 1093 |
| | 132 | 835 | 1360 | 1020 | 1093 | 710 | 1540 | 1020 | 956 | 750 | 1360 | 1020 | 1093 |
| | 160 | 845 | 1400 | 1020 | 1093 | 720 | 1580 | 1020 | 956 | 760 | 1400 | 1020 | 1093 |
| 630 | 100 | 895 | 1310 | 1065 | 1220 | 755 | 1530 | 1065 | 1062 | 795 | 1310 | 1065 | 1220 |
| | 112 | 905 | 1360 | 1065 | 1220 | 765 | 1580 | 1065 | 1062 | 805 | 1360 | 1065 | 1220 |
| | 132 | 915 | 1380 | 1065 | 1220 | 775 | 1600 | 1065 | 1062 | 815 | 1380 | 1065 | 1220 |
| | 160 | 930 | 1450 | 1065 | 1220 | 790 | 1680 | 1065 | 1062 | 830 | 1450 | 1065 | 1220 |
| | 180 | 940 | 1500 | 1065 | 1220 | 800 | 1730 | 1065 | 1062 | 840 | 1500 | 1065 | 1220 |
| | 200 | 950 | 1550 | 1065 | 1220 | 810 | 1780 | 1065 | 1062 | 850 | 1550 | 1065 | 1220 |
| 710 | 100 | 1005 | 1430 | 1185 | 1366 | 840 | 1670 | 1185 | 1184 | 885 | 1430 | 1185 | 1366 |
| | 112 | 1015 | 1480 | 1185 | 1366 | 850 | 1720 | 1185 | 1184 | 895 | 1480 | 1185 | 1366 |
| | 132 | 1025 | 1500 | 1185 | 1366 | 860 | 1740 | 1185 | 1184 | 905 | 1500 | 1185 | 1366 |
| | 160 | 1040 | 1570 | 1185 | 1366 | 875 | 1800 | 1185 | 1184 | 920 | 1570 | 1185 | 1366 |
| | 180 | 1050 | 1620 | 1185 | 1366 | 885 | 1850 | 1185 | 1184 | 930 | 1620 | 1185 | 1366 |
| | 200 | 1060 | 1670 | 1185 | 1366 | 895 | 1900 | 1185 | 1184 | 940 | 1670 | 1185 | 1366 |
| | 225 | 1070 | 1700 | 1185 | 1366 | 905 | 1930 | 1185 | 1184 | 950 | 1700 | 1185 | 1366 |

L = Center distance between fan and motor pulley
change without prior notification

All dimensions in mm and is subject to

BSE-C

| | | RD 0 | | | | RD 90 | | | | RD 270 | | | |
|------|-------|---|------|------|------|--|------|------|------|---|------|------|------|
| | |  | | | |  | | | |  | | | |
| | | LG 0 | | | | LG 90 | | | | LG 270 | | | |
| | |  | | | |  | | | |  | | | |
| Size | Frame | L | A | B | C | L | A | B | C | L | A | B | C |
| 800 | 112 | 1130 | 1580 | 1245 | 1548 | 950 | 1880 | 1245 | 1330 | 990 | 1580 | 1245 | 1548 |
| | 132 | 1140 | 1600 | 1245 | 1548 | 960 | 1900 | 1245 | 1330 | 1000 | 1600 | 1245 | 1548 |
| | 160 | 1155 | 1650 | 1245 | 1548 | 975 | 1950 | 1245 | 1330 | 1015 | 1650 | 1245 | 1548 |
| | 180 | 1165 | 1720 | 1245 | 1548 | 985 | 2020 | 1245 | 1330 | 1025 | 1720 | 1245 | 1548 |
| | 200 | 1175 | 1770 | 1245 | 1548 | 995 | 2070 | 1245 | 1330 | 1035 | 1770 | 1245 | 1548 |
| | 225 | 1185 | 1820 | 1245 | 1548 | 1005 | 2120 | 1245 | 1330 | 1045 | 1820 | 1245 | 1548 |
| | 250 | 1195 | 1880 | 1245 | 1548 | 1015 | 2180 | 1245 | 1330 | 1055 | 1880 | 1245 | 1548 |
| 900 | 112 | 1270 | 1730 | 1375 | 1728 | 1060 | 2060 | 1375 | 1488 | 1110 | 1730 | 1375 | 1728 |
| | 132 | 1280 | 1750 | 1375 | 1728 | 1070 | 2080 | 1375 | 1488 | 1110 | 1750 | 1375 | 1728 |
| | 160 | 1295 | 1800 | 1375 | 1728 | 1085 | 2130 | 1375 | 1488 | 1125 | 1800 | 1375 | 1728 |
| | 180 | 1310 | 1880 | 1375 | 1728 | 1095 | 2220 | 1375 | 1488 | 1135 | 1880 | 1375 | 1728 |
| | 200 | 1320 | 1920 | 1375 | 1728 | 1105 | 2250 | 1375 | 1488 | 1145 | 1920 | 1375 | 1728 |
| | 225 | 1330 | 1980 | 1375 | 1728 | 1115 | 2320 | 1375 | 1488 | 1155 | 1980 | 1375 | 1728 |
| | 250 | 1340 | 2050 | 1375 | 1728 | 1125 | 2380 | 1375 | 1488 | 1165 | 2050 | 1375 | 1728 |
| 1000 | 132 | 1400 | 1900 | 1450 | 1890 | 1175 | 2250 | 1450 | 1621 | 1215 | 1900 | 1450 | 1890 |
| | 160 | 1415 | 1950 | 1450 | 1890 | 1190 | 2300 | 1450 | 1621 | 1230 | 1950 | 1450 | 1890 |
| | 180 | 1425 | 2030 | 1450 | 1890 | 1200 | 2380 | 1450 | 1621 | 1240 | 2030 | 1450 | 1890 |
| | 200 | 1435 | 2070 | 1450 | 1890 | 1210 | 2420 | 1450 | 1621 | 1250 | 2070 | 1450 | 1890 |
| | 225 | 1445 | 2130 | 1450 | 1890 | 1220 | 2480 | 1450 | 1621 | 1260 | 2130 | 1450 | 1890 |
| | 250 | 1455 | 2200 | 1450 | 1890 | 1230 | 2550 | 1450 | 1621 | 1270 | 2200 | 1450 | 1890 |
| | 280 | 1465 | 2250 | 1450 | 1890 | 1240 | 2600 | 1450 | 1621 | 1280 | 2250 | 1450 | 1890 |
| | 112 | 1130 | 1580 | 1245 | 1548 | 950 | 1880 | 1245 | 1330 | 990 | 1580 | 1245 | 1548 |

L = Center distance between fan and motor pulley
notification

All dimensions in mm and is subject to change without prior



SEACON ENGINEERING EQUIPMENTS PTE. LTD

Specialised Engineering and HVAC Equipment Supplier
10 Anson Road #05-17 International Plaza Singapore 079903
Co. Reg. No. : 200917905H GST Reg. No. : 200917905H
WebSite: <http://seaconequipment.com>
Email : seaconeng@yahoo.com, director@seaconequipment.com

SEACON
EQUIPMENTS



SEACON ENGINEERING EQUIPMENTS PTE. LTD

Specialised Engineering and HVAC Equipment Supplier
10 Anson Road #05-17 International Plaza Singapore 079903
Phone: +65 9795 0350 Fax: +65 6762 2664
Co. Reg. No. : 200917905H GST Reg. No. : 200917905H
Web Site: <http://seaconequipment.com> Email : seaconeng@yahoo.com

邱志强

Kasdi Qiu (邱志强)
HP : +65 9795 0350
Director
E-mail : seaconeng@yahoo.com

Specialize in:
HVAC Equipment Manufacturer
Marine Offshore Design
Engineering Design
Engineering Drawing

SEACON



Specialize in HVAC Manufacturing:

- Air-Cooled Condensing Unit
- Chillers Unit
- Package Unit
- Stainless Steel AC Unit
- Ex-Proof Unit
- Custom-made AC unit

From Marine to Industrial to Commercial air conditioning unit. We provide you the best support and designs to your needs.